



UNFS Type Female/Female



UNFL Type Female/Female



UNYS Type Male/Female



UNYL Type Male/Female

**Class I, Div. 1 & 2, Groups C,D**  
**Class I, Zone 1, Groups IIB, IIA**  
**Class II, Div. 1 & 2, Groups E,F,G**  
**Class III**

UL Standards 886 and 1203

CSA Standard C22.2 No. 30

Mil Spec: MIL-F28675

Listed File No. E 10514

Certified File No. LR11716

### FEATURES-SPECIFICATIONS

#### UNFS & UNYS — Standard Length UNFL & UNYL — Long Length

##### Application

- To provide for slight expansion and contraction of conduit runs
- To retrofit sections of conduit runs

##### Features

- Tapered threaded hubs (NPT) for rigid conduit and IMC
- Telescoping components allows conduit to be inserted between fixed threaded hubs
- Internal copper alloy grounding spring assures positive grounding
- Close tolerance of mating parts eliminates passage of flame
- Compact diameter allows use where conduit is closely spaced
- Available in standard and long style, male and female version

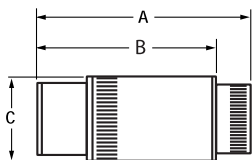
##### Material/Finish

**Body/Sleeve** — Steel/Zinc Electroplate

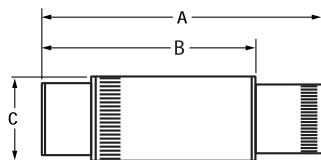
**Grounding Spring** — Beryllium Copper/Natural Finish

FEMALE - SHORT					
CATALOG NUMBER	HUB SIZE	DIMENSIONS			
		MAXIMUM LENGTH "A"	MAXIMUM LENGTH "B"	DIAMETER "C"	MALE THREAD LENGTH "D"
UNFS1	1/2"	3.34" (85)	2.84" (72)	1.19" (30)	-
UNFS2	3/4"	3.53" (90)	2.97" (75)	1.44" (37)	-
UNFS3	1"	3.69" (94)	3.08" (78)	1.69" (43)	-
FEMALE - LONG					
CATALOG NUMBER	HUB SIZE	DIMENSIONS			
		MAXIMUM LENGTH "A"	MINIMUM LENGTH "B"	DIAMETER "C"	MALE THREAD LENGTH "D"
UNFL1	1/2"	4.34" (110)	3.34" (85)	1.19" (30)	-
UNFL2	3/4"	4.53" (115)	3.47" (88)	1.44" (37)	-
UNFL3	1"	4.69" (119)	3.58" (91)	1.69" (43)	-
MALE - SHORT					
CATALOG NUMBER	HUB SIZE	DIMENSIONS			
		MAXIMUM LENGTH "A"	MINIMUM LENGTH "B"	DIAMETER "C"	MALE THREAD LENGTH "D"
UNYS1	1/2"	3.48" (88)	2.97" (75)	1.19" (30)	.875" (22)
UNYS2	3/4"	3.60" (91)	3.03" (77)	1.44" (37)	.875" (22)
UNYS3	1"	3.93" (100)	3.15" (80)	1.69" (43)	1.100 (28)
MALE - LONG					
CATALOG NUMBER	HUB SIZE	DIMENSIONS			
		MAXIMUM LENGTH "A"	MINIMUM LENGTH "B"	DIAMETER "C"	MALE THREAD LENGTH "D"
UNYL1	1/2"	4.48" (114)	3.48" (88)	1.19" (30)	.875" (22)
UNYL2	3/4"	4.60" (117)	3.53" (90)	1.44" (37)	.875" (22)
UNYL3	1"	4.75" (121)	3.65" (93)	1.69" (43)	1.100 (28)

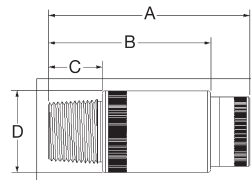
#### Dimensions



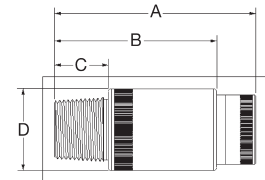
UNFS



UNFL



UNYS



UNYL