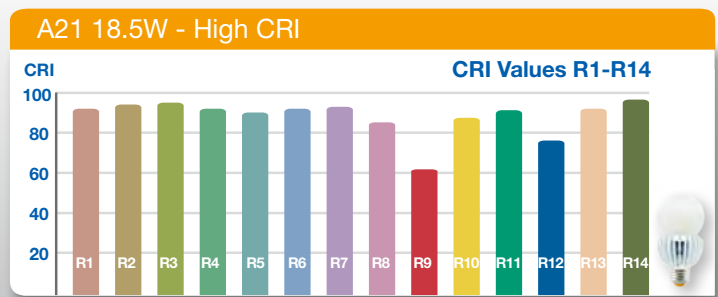


# A19 / A21 LINE







High CRI 100W, 75W, 60W Replacements & GU24 Versions



- ⌚ Enclosed rated 100W, 75W & 60W replacements
- ⌚ High CRI 100W, 75W & 60W replacements
- ⌚ Enclosed rated GU24 100W & 60W replacements
- ⌚ 120-277V universal voltage 60W replacement



## SPECIFICATIONS

Model	Product	CCT	Lumens (lm)	Equiv.	LPW	Beam Angle	CBCP (cd)	CRI (typ.)	Dim	Life (hrs)	Voltage	Encl.	Energy Star	
 <b>A21 18.5W</b>	18.5A21DIM/927	16329	2700K	1600	100W	86	330°	N.A.	90	Yes	25,000	120V	Yes	✓
 <b>A21 3-WAY 5.5/10.5/17W</b>	17A21G4/827/3WAY	16335	2700K	500 1000 1600	40W 75W 100W	91 95 94	330°	N.A.	80	No	25,000	120V	No	✓
 <b>A21 15W</b>	15A21DIM/927	16326	2700K	1100	75W	73	330°	N.A.	90	Yes	25,000	120V	Yes	✓
 <b>A19 9W 277V</b>	<b>NEW!</b> 9A19/827/277V 9A19/830/277V 9A19/840/277V	58037 58038 58039	2700K 3000K 4000K	800 820 860	60W	89 91 96	240°	N.A.	82	No	25,000	120-277V	Yes	✓ ✓ ✓
 <b>A19 9W</b>	<b>NEW!</b> 9A19DIM/927	28395	2700K	800	60W	89	240°	N.A.	92	Yes	30,000	120V	Yes	July
 <b>A19 9W GU24</b>	<b>NEW!</b> 9A19DIM/927/GU24	97911	2700K	800	60W	89	240°	N.A.	92	Yes	30,000	120V	Yes	July