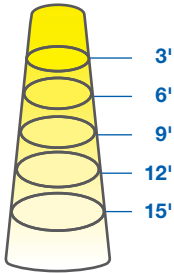


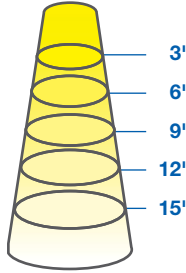
## ILLUMINANCE & CANDELA DISTRIBUTION

17PAR38DIM/930SP15



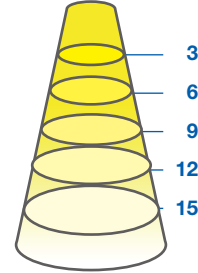
Diameter	Footcandles
1.3	1389
2.7	347
4	154
5.3	87
6.7	56

17PAR38DIM/930NF25

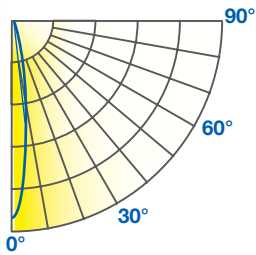


Diameter	Footcandles
1.3	833
2.7	208
4	93
5.3	52
6.7	33

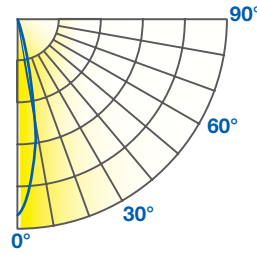
17PAR38DIM/930FL40



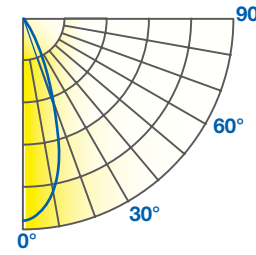
Diameter	Footcandles
2.2	356
4.4	89
6.6	40
8.7	22
10.9	14



Degree	Candela
0	12500
5	7030
15	1004
25	227
35	122
45	96



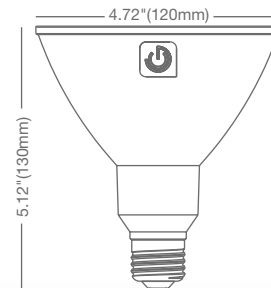
Degree	Candela
0	7500
5	6509
15	1970
25	435
35	144
45	76



Degree	Candela
0	3200
5	3200
15	2012
25	557
35	188
45	104

For other CCT use the following multipliers: 2700K .97, 4000K 1.03

- Base:** E26
- Voltage:** 120V
- Dimmable:** Yes\*\*\*
- PF:** 0.9
- Lifetime (L70):** 50,000 hrs
- Weight:** 0.60lb / 272g  
0.76lb / 345g (SP15 models only)



## SPECIFICATIONS

Model	Product	Power (W)	CCT	CRI (typ.)	R9 / R13 (typ.)	Lumens	LPW	Beam Angle	CBCP (cd)
17PAR38DIM/927SP15	58149	17	Soft White 2700K	90	65 / 90	1150	68	SP 15°	12,200
17PAR38DIM/927NF25	58150	17	Soft White 2700K	90	65 / 90	1400	82	NF 25°	7300
17PAR38DIM/927FL40	58151	17	Soft White 2700K	90	65 / 90	1400	82	FL 40°	3100
17PAR38DIM/930SP15	58152	17	Warm White 3000K	90	65 / 90	1200	71	SP 15°	12,500
17PAR38DIM/930NF25	58153	17	Warm White 3000K	90	65 / 90	1430	84	NF 25°	7500
17PAR38DIM/930FL40	58154	17	Warm White 3000K	90	65 / 90	1430	84	FL 40°	3200
17PAR38DIM/940FL40	58157	17	Cool White 4000K	90	65 / 90	1450	85	FL 40°	3300
17PAR38DIM/930NF25/B •	97904	17	Warm White 3000K	90	65 / 90	1430	84	NF 25°	7500
17PAR38DIM/930FL40/B •	97905	17	Warm White 3000K	90	65 / 90	1430	84	FL 40°	3200

• Black finish

\* Savings per lamp based on \$0.11 / kw energy cost, 12 hrs / day lamp usage, \$8 halogen with 1500-hr lifetime, \$25 LED with 50,000-hr lifetime

\*\* Suitable for use in totally enclosed fixtures

\*\*\* List of tested dimmer switches available on website

\*\*\*\* Not for use where directly exposed to weather or water