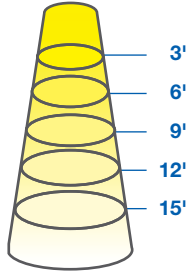


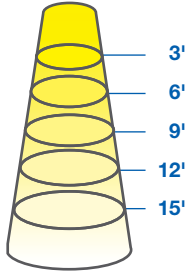
ILLUMINANCE & CANDELA DISTRIBUTION

19PAR38HO/827NF25/277V



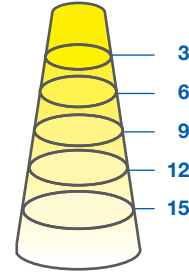
Diameter	Footcandles
0.6	1111
1.1	278
1.7	124
2.2	69
2.8	44

19PAR38HO/830NF25/277V

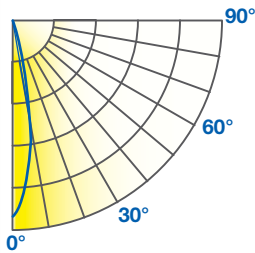


Diameter	Footcandles
0.6	1133
1.1	283
1.7	126
2.2	71
2.8	45

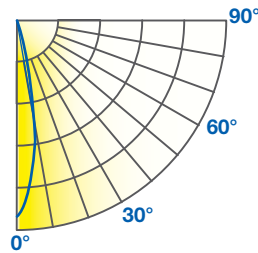
19PAR38HO/840NF25/277V



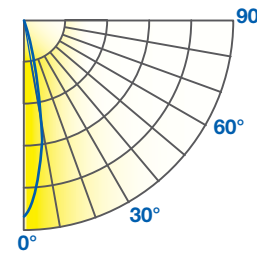
Diameter	Footcandles
0.6	1156
1.1	289
1.7	128
2.2	72
2.8	46



Degree	Candela
0	10,000
5	9000
15	2050
25	272
35	98
45	81

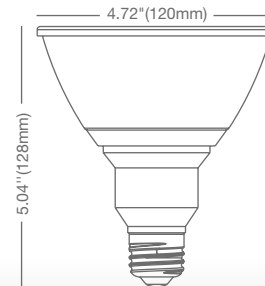


Degree	Candela
0	10,200
5	9180
15	2091
25	277
35	100
45	82



Degree	Candela
0	10,400
5	9360
15	2132
25	283
35	104
45	84

- Base:** E26
- Voltage:** 120-277V
- Dimmable:** No
- PF:** 0.9
- Lifetime:** 40,000 hrs
- Weight:** 0.86lb / 390g



SPECIFICATIONS

Model	Product	Power (W)	CCT	CRI (typ.)	Lumens	LPW	Beam Angle	CBCP (cd)
19PAR38HO/827NF25/277V	97769	19	Soft White 2700K	80	1725	91	NF 25°	10,000
19PAR38HO/830NF25/277V	97772	19	Warm White 3000K	80	1775	93	NF 25°	10,200
19PAR38HO/830FL40/277V (MTO)	97773	19	Warm White 3000K	80	1775	93	FL 40°	4300
19PAR38HO/840NF25/277V	97778	19	Cool White 4000K	80	1850	97	NF 25°	10,400
19PAR38HO/840FL40/277V (MTO)	97779	19	Cool White 4000K	80	1850	97	FL 40°	4600

* Savings per lamp based on \$0.11 / kw energy cost, 12 hrs / day lamp usage, \$18 halogen with 1500-hr lifetime, \$32 LED with 40,000-hr lifetime

** Not intended for use in totally enclosed fixtures

*** Suitable for damp locations. Not for use where directly exposed to the weather or water