

# B11 4.5W DIM. TITANIUM LED SERIES 4.0



PRO



4.5W REPLACES



**40W Inc.**

80% Energy Savings

**\$113 Savings per lamp\***

- ⌚ Omnidirectional: 275° beam angle
- ⌚ High efficacy 70 LPW in Warm White
- ⌚ 2400K CCT for warm atmosphere lighting
- ⌚ Compact heat sink blends in with fixtures
- ⌚ Energy efficient alternative to incandescent candle lighting
- ⌚ Smooth dimming with existing installations




25,000 H



DIMMABLE



70 LPW EFFICACY



3 YR WARRANTY



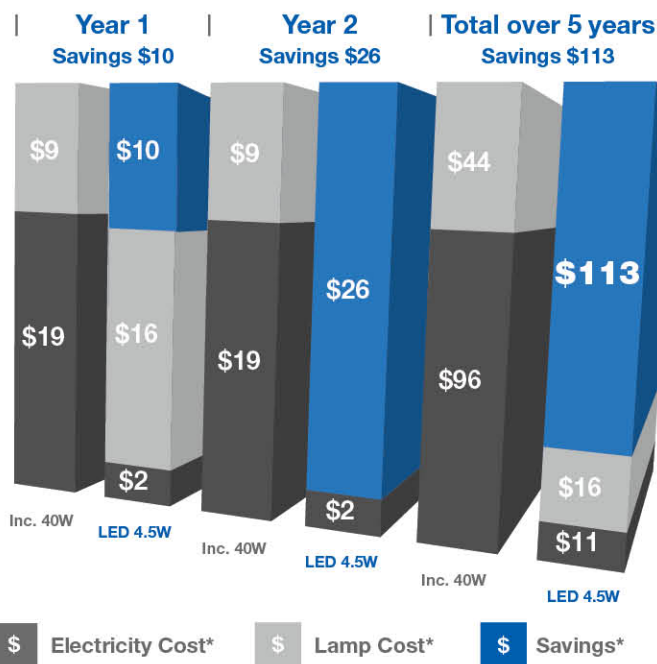
83 CRI (Ra)



OMNI DIRECTIONAL



## RETURN ON INVESTMENT



The initial investment of changing a 40W incandescent candle lamp to a 4.5W GREEN CREATIVE candle will take 8 months to recover from electricity cost savings.

Following the payback period, the lamp will save \$26 annually throughout the lifetime of the product. Over a 5 year period, each replaced lamp will save \$113 in lighting costs and 777kWh of electricity, equivalent to 0.5 metric tons of CO<sub>2</sub> or the amount of carbon sequestered by 14 trees over 10 years\*.

The monthly cost of waiting before changing to a GREEN CREATIVE energy efficient lighting solution is \$2.16 per lamp.

Furthermore, GREEN CREATIVE lamps are maintenance free with 25,000 hour lifetimes providing additional savings not taken into account in this model.

\*Model assumes Price of Electricity is \$0.11 / kWh (energy costs vary depending on region), Lamp Usage is 12 hours / day (4,380 hours / year), Price of 40W incandescent is \$2 with 1000 hour lifetime, GREEN CREATIVE 4.5W LED is \$16 with 25,000 hour lifetime. CO<sub>2</sub> emission and tree equivalence based on E.P.A (Environmental Protection Agency) website.

Lighting facts Per Bulb, **Brightness** 275, 315 lumens  
**Estimated Yearly Energy Cost** \$0.54  
 (Based on 3 hrs/day, 11 c/kWh. Cost depends on rates and use)  
**Life** 22.8 years (Based on 3 hrs/day), **Energy Used** 4.5 watts  
**Light Appearance** 2400K, 2700K

## APPLICATIONS


### Chandelier



### Sconce



### Uplighting



Ref.#:DS041-B11-4.5W

## SPECIFICATIONS

Product Model	40725 4.5B11G4DIM/824	40726 4.5B11G4DIM/827
<b>Type</b>	B11 (candle)	B11 (candle)
<b>Base</b>	Candelabra E12	Candelabra E12
<b>Power (W)</b>	4.5	4.5
<b>Voltage - Frequency</b>	120V 60Hz	120V 60Hz
<b>Color Temp. (ANSI)</b>	Extra Warm White 2400K	Warm White 2700K
<b>CRI (Ra)</b>	83	83
<b>Typical lumens (lm)</b>	275	315
<b>Efficacy (LPW)</b>	61	70
<b>Beam Angle</b>	275°	275°
<b>Dimmable</b>	Yes**	Yes**
<b>Power Factor</b>	0.6	0.6
<b>Rated Lifetime - L70 (hrs.)</b>	25,000	25,000
<b>Dia. x MOL</b>	1.38"x4.01" (35x103mm)	1.38"x4.01" (35x103mm)
<b>Weight (lb. / g)</b>	.09lb / 40g	.09lb / 40g

\*\* List of tested dimmer switches available on website

\*\*\* Not intended for use in totally enclosed fixtures

\*\*\*\* Suitable for damp locations. Not for use where directly exposed to weather or water