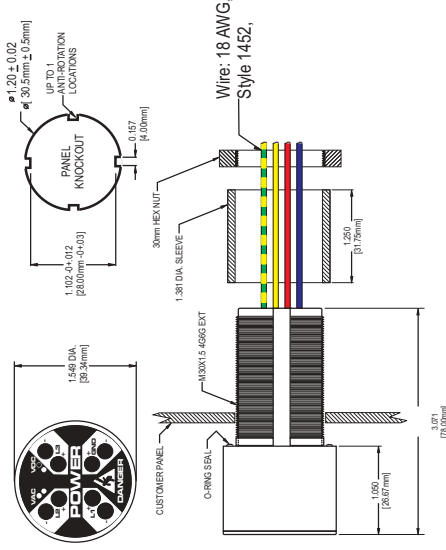
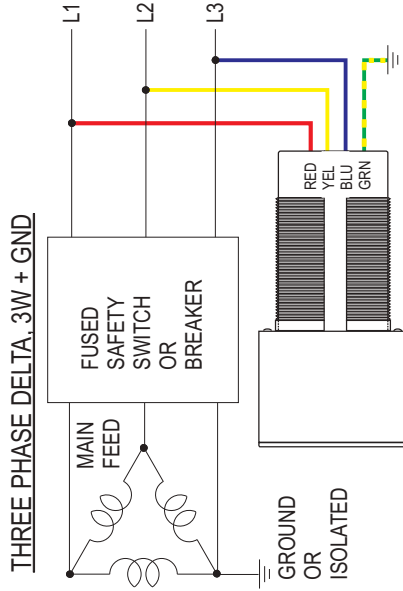


Voltage Indicator

TYPICAL CONFIGURATION*:



OPERATIONAL RANGE: AC Single or 3-Phase: 40-750V 50/60Hz
Operates up to 400 Hz

DC OR STORED ENERGY: 30 to 1000 VDC
MAXIMUM VOLTAGE: 750VAC/1000VDC - Surge 4300V for 5 seconds

POWER CONSUMPTION: 1.2 Watts @ 750 VAC (Approximately)
TEMPERATURES: Operate: -20°C to +55°C, Storage: -45°C to +85°C

FAILURE CURRENT: Maximum single component failure fault current is 3.7mA @ 750 3-Phase

FUSING: Not required if installed in an enclosure

INDICATOR FLASH RATES for the R-3W only (L1,L2,L3,GND)

3-PHASE LINE-TO-LINE FLASHES/SEC (TYPICAL)	<29	30	120	240	480	600	750
DC OR STORED ENERGY (VDC) FLASHES/SEC (TYPICAL)	0	1.3	4.2	5.8	7.3	8	8.8
	<27	30	48	110	300	600	1000
	0	1.6	2.5	4.5	6.9	8.8	9.1

Accessories:

NEW!



Dimensions of the Bezel - Diameter: 2.25"
Outside cabinet depth: .20"
Inside cabinet depth: 3.50"

Voltage Indicator Label

DANGER VOLTAGE WHEN ILLUMINATED
SAFETY PROCEDURES STILL APPLY.
TEST BEFORE TOUCHING.




WARNING!
Before installing

Label dimensions are 3"W x 2.3"H.

New! Bezel-mount Installation for Voltage Indicator!
Create a near-flush look by purchasing your Voltage Indicator with our new bezel. For a short video on this accessory, please visit <http://info.graceport.com/PWA>

Part Number	Description
R-3W-KB	Flashing Voltage Indicator with Bezel
R-3W-SR-KB	Non-Flashing Voltage Indicator with Bezel
R-3W2-KB	Class 1 Div 2 Voltage Indicator with Bezel

*Corresponding label available for bezel-mount configurations. Please see <http://info.graceport.com/PWA> for more information.



Part #: R-3W-NPT125

A 30mm to 1 1/4" NPT conduit adapter. This assembly fits into a standard conduit LB for mounting on the outside of an enclosure.



Part #: R-3W-DR-C6

Use this door mount accessory for additional voltage protection. Includes a 30mm adapter and 6" of NW10 flexible conduit. (Allow 4.5" depth into panel).

Thru-Door Voltage Indicator

Flashing and Non-Flashing

Product Data Sheet

Catalog Numbers

R-3W / R-3W-SR

SafeSide™ thru-door voltage indicators provide electrical safety information while the panel doors are safely closed. This “one-size-fits-all” solution detects 3-phase AC or DC voltage from 40-750VAC/30-1000VDC. The encapsulated construction and redundant circuit design means rugged reliability. SafeSide™ products are available with flashing LEDs (R-3W) and non-flashing LEDs (R-3W-SR).

Safer Lock-Out Tag-Out (LOTO)

Keeping personnel away from live voltage is foundational to electrical safety. Electrical safety demands a precise answer to the question 'Is voltage present?'. Thru-door voltage indicators provide visibility of voltage from outside the enclosure without exposing personnel to voltage.

More Productivity in Mechanical LOTO

Workers performing mechanical LOTO must isolate electrical energy. An externally-mounted voltage indicator provides a means to check voltage inside an electrical panel. Without a voltage indicator, a mechanic performing mechanical LOTO would be required to work in tandem with an electrician using a voltmeter to physically verify voltage inside an electrical panel. In this case, the electrician is exposed to voltage. With thru-door voltage indicator, the mechanic can verify zero electrical energy without any exposure to voltage.

Reduced Voltage Exposure and Arc Flash Risk

Voltage is the common denominator in an electrical accident or an arc flash; no voltage means no accident, no arc flash. While performing electrical LOTO with a thru-door voltage indicator installed, the electrician can pre-check the internal voltage state without opening the enclosure. Next, the electrician should replicate a zero voltage reading with his voltmeter as per NFPA 70e 120.1(5). This low-cost, redundant voltage-verification task reduces arc flash risk and increases electrical safety for workers.

Disclaimer: Voltage indicators are a supplement, not a substitute, for establishing electrically safe work conditions when working on potentially live electrical conductors as per NFPA 70E 120.1(1) to (6). Employers must also provide written LOTO procedures and the corresponding training that properly incorporates voltage indicators into their safety programs [NFPA 70E 120.2(C)(2) and 110.6(D)(4)(e)].

Voltage Indicator

with Solid-on LEDs or Flashing LEDs

FEATURES:

- Redundant Circuitry / Long Life LED's
- 40-750VAC / 30-1000VDC / 35-600VAC 1Ø
- Potted Construction with 6' Leads
- Phase Insensitive
- 30mm Pushbutton or Pilot Hole
- High Surge Immunity
- UL Listed, Type 4X, 12, 13

APPLICATIONS:

- Circuit Breaker Disconnects - No Visible Blades
- High Energy Panels (NFPA 70E Category 3 or 4)
- Frequently Accessed Panels
- Mechanical LOTO: Indicating Zero Energy
- Panels with Multiple Power Sources



Three Phase 40-750VAC/30-1000VDC UL-Listed Voltage Indicator for Type 4X/12/13 for 30mm Mounting

R-3W	Flashing
R-3W-KB¹	Flush Mount Assembly with Bezel and R-3W (UL)
R-3W-L	Adhesive-Backed Warning Label (slips over installed R-3W)
R-3W-SR²	Non-Flashing
R-3W-SR-KB¹	Flush Mount Assembly with Bezel and R-3W-SR (UL)
R-3W-SR-L	Adhesive-Backed Warning Label (slips over installed R-3W-SR)
R-3W2³	Hazardous Location Flashing Voltage Indicator (Suitable for use in Class 1, Division 2 (Zone 2), Groups A, B, C, D hazardous Location, or Non-Hazardous Locations Only)
R-3W2-KB¹	Flush Mount Assembly with Bezel and R-3W2 (UL)
R-3W-L	Adhesive-Backed Warning Label (slips over installed R-3W2)

Accessories

Door Mount #10 NTW Conduit Wire Protection and Isolation Kit

R-3W-DR-C3	3Ft #10 NTW Conduit
R-3W-DR-C4	4Ft #10 NTW Conduit
R-3W-DR-C6	6Ft #10 NTW Conduit
R-3W-DIN	Internal Panel Mount DIN Rail Mounting Bracket
R-3W-NPT125	30mm to 1 1/4" R-3W Conduit/Adapter

- (1) Must be purchased as an assembly for UL Listing
- (2) For the R-3W-SR, the LED appearance for differing voltages as follows: 32-159V (FLASH); 160-329V (SHIMMER); 330V+ (SOLID)).
- (3) See R-3W2 datasheet for specifications and UL information