

Specialty Control Devices

Limit Switches

Section 11

CR115B

Precision Snap-Acting Limit Switches

CR115B Snap-Acting Limit Switches

Product Form	Contact Configuration	Product Number	List Price GO-10G6
Basic	SPDT (1 NO-1 NC)	CR115B1 ¹	\$18.00
Basic	SPDT (1 NO-1 NC)	CR115B2 ²	\$18.00
Roller Lever	SPDT (1 NO-1 NC)	CR115B201 ²	\$30.00
Plunger	SPDT (1 NO-1 NC)	CR115B202 ²	\$41.00
Basic	DPDT (2 NO-2 NC)	CR115B4 ³	\$36.00
Roller Lever	DPDT (2 NO-2 NC)	CR115B401 ³	\$48.00
Plunger	DPDT (2 NO-2 NC)	CR115B402 ³	\$59.00

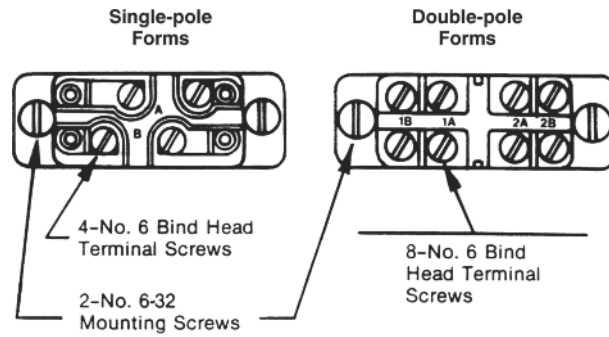
¹Forms with 0.020-inch Contact Gap. Double throw circuits must be same polarity.

²Forms with 0.040-inch Contact Gap. Double throw circuits must be same polarity.

³Double-Pole Forms. Circuits 1A and 1B are electrically isolated from circuits 2A and 2B. Connections to 1A and 1B or to 2A and 2B must be same polarity.

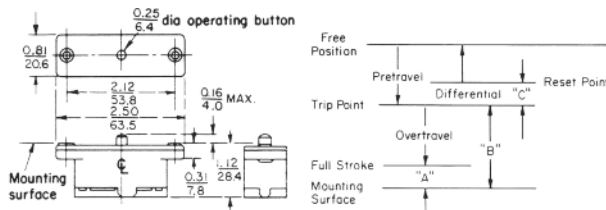
Plunger Accessory Kit

Application	Product Number	List Price GO-10G6
Use with basic switch of double-pole forms and 0.040-inch gap forms to make plunger-type switch.	CR115X3	\$22.50

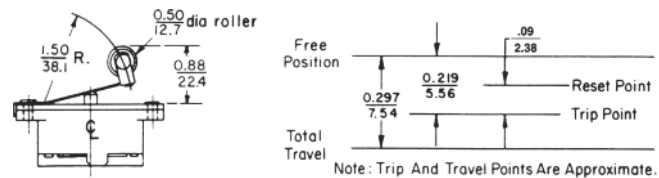


Terminal Connections

Outlines and Dimensions (in/mm) For Estimating Only



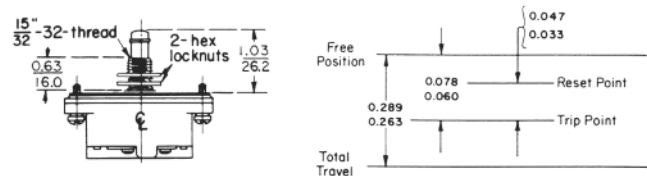
Basic Switch—Approx. shipping wt., 2 oz.



Roller Lever Type Switch—Approx. shipping wt., 2 oz.

Basic Switch Dimensions

Form	A	B	C	Trip Force (oz.)
.020-inch gap	.037	.079	.025	7-11
	.009	.053	.015	
.040-inch gap	.037	.079	.047	10-14
	.009	.053	.033	
Double-pole	0.40	.088	.046	10-14
	.014	.058	.025	



Plunger Type Switch—Approx. shipping wt., 2 oz.

