

# Pilot and Signaling Devices


## Heavy-Duty 22.5 mm Watertight/Oiltight Selector Switches

### C-2000

3-Position Knob Operated Selector Switches  
 Non-Illuminated  
 600 VAC Max., 300 VDC Max.  
 10 Amps Continuous AC, 2.5 Amps Continuous DC

#### Selection Process

Select operator below + Select contact block(s) from page 9-101 + Select nameplate, if required, from pages 9-103 to 9-105 = Complete Unit



#### Knob 3-Position

Position Type	Operator Style	Release Type	Cam Codes	Product Number	List Price GO-10GC
3-Position	Round Polished Chrome	Maintained	Z, E, L, U	P9CSM#0*	\$14.50
3-Position	Round Satin Chrome	Maintained	Z, E, L, U	P9MSM#0*	\$14.50
3-Position	Round Engineered Plastic	Maintained	Z, E, L, U	P9XSM#0*	\$14.50
3-Position	Square Engineered Plastic	Maintained	Z, E, L, U	P9SSM#0*	\$14.50
3-Position	Round Polished Chrome	Spring Return L → C	Z, E, L, U	P9CSM#1*	\$16.50
3-Position	Round Satin Chrome	Spring Return L → C	Z, E, L, U	P9MSM#1*	\$16.50
3-Position	Round Engineered Plastic	Spring Return L → C	Z, E, L, U	P9XSM#1*	\$16.50
3-Position	Square Engineered Plastic	Spring Return L → C	Z, E, L, U	P9SSM#1*	\$16.50
3-Position	Round Polished Chrome	Spring Return C ← R	Z, E, L, U	P9CSM#5*	\$16.50
3-Position	Round Satin Chrome	Spring Return C ← R	Z, E, L, U	P9MSM#5*	\$16.50
3-Position	Round Engineered Plastic	Spring Return C ← R	Z, E, L, U	P9XSM#5*	\$16.50
3-Position	Square Engineered Plastic	Spring Return C ← R	Z, E, L, U	P9SSM#5*	\$16.50
3-Position	Round Polished Chrome	Spring Return L → C ← R	Z, E, L, U	P9CSM#3*	\$16.50
3-Position	Round Satin Chrome	Spring Return L → C ← R	Z, E, L, U	P9MSM#3*	\$16.50
3-Position	Round Engineered Plastic	Spring Return L → C ← R	Z, E, L, U	P9XSM#3*	\$16.50
3-Position	Square Engineered Plastic	Spring Return L → C ← R	Z, E, L, U	P9SSM#3*	\$16.50

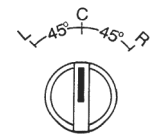
3-Position Selector Switches

Replace double dagger (§) in product number with cam code from cams table below.

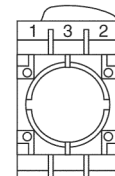
#### Cams

Choose desired cam. Note selection and position of contact block(s).

§Cam Code				Screw Terminal Contact Block				Quick-Connect Terminal Contact Block	
				Position 1	Position 2	Position 1	Position 2		
Z	0	0	X	P9B10VN	—	P9B10FN	—	—	
	X	0	0	—	P9B10VN	—	P9B10FN	—	
	X	X	0	P9B01VN	—	P9B01FN	—	—	
	0	X	X	—	P9B01VN	—	P9B01FN	—	
	0	0	X	P9B11VN	—	—	—	—	
	X	X	0	—	—	—	—	—	
	X	0	0	—	P9B11VN	—	—	—	
E	0	0	X	—	P9B01VN	—	P9B01FN	—	
	0	X	0	P9B10VN	—	P9B10FN	—	—	
	0	0	X	P9B11VN	—	—	—	—	
	0	0	X	—	—	—	—	—	
L	X	0	0	—	P9B10VN	—	P9B10FN	—	
	0	X	0	P9B01VN	—	P9B01FN	—	—	
	X	0	0	P9B11VN	—	—	—	—	
	0	X	0	—	—	—	—	—	
U	0	0	X	P9B11VN	—	—	—	—	
	0	X	0	—	—	—	—	—	
	0	0	X	—	P9B11VN	—	—	—	
	X	0	0	—	—	—	—	—	



Operator Positions



Contact Block Positions (viewed from rear)

Replace asterisk (\*) in product number with color code from colors table below.

#### \*Colors

Colors	Black	Red	Green	Yellow	Blue	No Knob <sup>1</sup>
*Color code	N	R	V	G	L	0

<sup>1</sup>Subtract \$3.00 from List Price, GO-10GC, for selector switches ordered without knobs. Color knobs are listed separately on page 9-111.

