

# IEC Power Devices

## IEC Contactor Enclosures

### C-2000

#### NEMA Enclosures<sup>1</sup>

Enclosure type	For Use With	Contactors Size	Product Number	List Price GO-10C2
NEMA Type 1	Contactors and Starters, No CPT, Lift-Off Cover	CL00, CL01, CL02, CL25, CL04, CL45 contactors	CLXE1A	\$20.00
NEMA Type 1	Contactors and Starters, No CPT, Lift-Off Cover	CL06, CL07, CL08 contactors	CLXE1B	\$33.00
NEMA Type 1	Contactors and Starters, No CPT, Lift-Off Cover	CL09, CL10 contactors	CLXE1C	\$58.00
NEMA Type 1	Contactors and Starters, With CPT <sup>2</sup> , Lift-Off Cover	CL00, CL01, CL02, CL25, CL04, CL45 contactors	CLXE1D	\$29.00
NEMA Type 1	Contactors and Starters, With CPT, Lift-Off Cover	CL06, CL07, CL08 contactors	CLXE1E	\$47.00
NEMA Type 1	Contactors and Starters With CPT <sup>2</sup> , Lift-Off Cover	CL09, CL10 contactors	CLXE1F	\$69.00
NEMA Type 1	Reversing Contactors and Starters, Wye-Delta Starters With/ Without CPT <sup>2</sup> , Hinged Cover	CL00, CL01, CL02, CL25, CL04, CL45 contactors	CLXE1G	\$140.00
NEMA Type 1	Reversing Contactors and Starters With/Without CPT <sup>2</sup> , Hinged Cover	CL06, CL07, CL08, CL09, CL10 contactors	CLXE1H	\$192.00
NEMA Type 1	Wye-Delta Starters With/ Without CPT <sup>2</sup> , Hinged Cover	CL06, CL07, CL08, CL09, CL10 contactors	CLXE1L	\$268.00
NEMA Type 12/3R <sup>3</sup>	Contactors and Starters No CPT, Lift-Off Cover	CL00, CL01, CL02, CL25, CL04, CL45 contactors	CLXE2A	\$90.00
NEMA Type 12/3R <sup>3</sup>	Contactors and Starters No CPT, Lift-Off Cover	CL06, CL07, CL08, CL09, CL10 contactors	CLXE2B	\$122.00
NEMA Type 12/3R <sup>3</sup>	Contactors and Starters With CPT Hinged Cover, Reversing Contactors and Starters No CPT, Hinged Cover	CL00, CL01, CL02, CL25, CL04, CL45 contactors	CLXE2C	\$142.00
NEMA Type 12/3R <sup>3</sup>	Contactors and Starters With CPT Hinged Cover, Reversing Contactors and Starters No CPT, Hinged Cover	CL06, CL07, CL08, CL09, CL10 contactors	CLXE2D	\$168.00
NEMA Type 12/3R <sup>3</sup>	Reversing Contactors and Starters With CPT, Hinged Cover	CL00, CL01, CL02, CL25, CL04, CL45 contactors	CLXE2E	\$159.00
NEMA Type 12/3R <sup>3</sup>	Reversing Contactors and Starters With CPT, Hinged Cover	CL06, CL07, CL08, CL09, CL10 contactors	CLXE2F	\$213.00
NEMA Type 12/3R <sup>3</sup>	Wye-Delta Starters With/ Without CPT, Hinged Cover	CL00, CL01, CL02, CL25, CL04, CL45 contactors	CLXE2G	\$211.00
NEMA Type 12/3R <sup>3</sup>	Wye-Delta Starters With/ Without CPT, Hinged Cover	CL06, CL07, CL08, CL09, CL10 contactors	CLXE2H	\$388.00
NEMA Type 4	Contactors and Starters No CPT, Hinged Cover	CL00, CL01, CL02, CL25, CL04, CL45 contactors	CLXE4A	\$326.00
NEMA Type 4	Contactors and Starters No CPT, Hinged Cover	CL06, CL07, CL08, CL09, CL10 contactors	CLXE4B	\$346.00
NEMA Type 4	Contactors and Starters With CPT Hinged Cover, Reversing Contactors and Starters No CPT, Hinged Cover	CL00, CL01, CL02, CL25, CL04, CL45 contactors	CLXE4C	\$343.00
NEMA Type 4	Contactors and Starters With CPT Hinged Cover, Reversing Contactors and Starters No CPT, Hinged Cover	CL06, CL07, CL08, CL09, CL10 contactors	CLXE4D	\$478.00
NEMA Type 4	Reversing Contactors and Starters With CPT Hinged Cover, Wye-Delta Starters, With/Without CPT <sup>2</sup> , Hinged Cover	CL00, CL01, CL02, CL25, CL04, CL45 contactors	CLXE4E	\$537.00
NEMA Type 4	Reversing Contactors and Starters With CPT <sup>2</sup> , Hinged Cover	CL06, CL07, CL08, CL09, CL10 contactors	CLXE4F	\$589.00
NEMA Type 4	Wye-Delta Starters With/ Without CPT <sup>2</sup> , Hinged Cover	CL06, CL07, CL08, CL09, CL10 contactors	CLXE4H	\$994.00

<sup>1</sup>Enclosures are suitable for AC controlled contactors, starters and reversers, and wye-delta starters. For devices with front-mounted accessories and DC control, contact GE Customer Service at 1-800-GE-1-STOP. Enclosures are not sized for front-mounted accessories. Includes externally operated reset button kit to be field installed as required.

<sup>2</sup>Standard capacity (50 VA) product number CR308XT1\*\*A and extra capacity (150 VA) product number CR308XT1\*\*B (listed on page 5-52)

<sup>3</sup>Type 12/3R enclosures have hole locators for both pilot devices and reset. For 3R, application plug must be removed.

#### Reference Publications

Instructions	
GEH-5521	Enclosures CLXE1G-CLXE1L
GEH-5522	NEMA 1 Lift-Off Enclosures
GEH-5523	CLXR11, 12 Reset Push Button
GEH-5524	CLXR21, CKXR11, 12 Reset Button
GEH-5525	CLXP-B, C Start/Stop Push Button
GEH-5526	CL NEMA 12/3R Enclosures
GEH-5527	CL NEMA 4 Enclosures



NEMA Type 1



NEMA Type 12/3R



NEMA Type 4



# IEC Power Devices Contactor Enclosures Accessories C-2000

## Section 5

### Enclosure Accessories

Enclosure Accessory Type	For Use With	Product Number	List Price GO-10C2
Start-Stop Push Button Without Light	CL00, CL01, CL02, CL25, CL04, CL45 starters with or without CPT	CLXP1B	\$39.00
Start-Stop Push Button Without Light	CL06, CL07, CL08 starters with or without CPT	CLXP2B	\$39.00
Start-Stop Push Button Without Light	CL09, CL10 starters with or without CPT	CLXP3B	\$39.00
Start/Stop Push Button With Light	CL00, CL01, CL02, CL25, CL04, CL45 starters with or without CPT	CLXP1C*	\$112.00
Start/Stop Push Button With Light	CL06, CL07, CL08 starters with or without CPT	CLXP2C*	\$112.00
Start/Stop Push Button With Light	CL09, CL10 starters with or without CPT	CLXP3C*	\$112.00
H-O-A Switch	CL00, CL01, CL02, CL25, CL04, CL45 starters with or without CPT	CLXP1D	\$39.00
H-O-A Switch	CL06, CL07, CL08 starters with or without CPT	CLXP2D	\$39.00
H-O-A Switch	CL09, CL10 starters with or without CPT	CLXP3D	\$39.00
On-off Switch	CL00, CL01, CL02, CL25, CL04, CL45 starters with or without CPT	CLXP1E	\$39.00
On-off Switch	CL06, CL07, CL08 starters with or without CPT	CLXP2E	\$39.00
On-off Switch	CL09, CL10 starters with or without CPT	CLXP3E	\$39.00
Red Indicating Light	CL00, CL01, CL02, CL25, CL04, CL45 starters with or without CPT	CLXP1F	\$67.00
Red Indicating Light	CL06, CL07, CL08 starters with or without CPT	CLXP2F	\$67.00
Red Indicating Light	CL09, CL10 starters with or without CPT	CLXP3F	\$67.00
Reset Kit	CL00-45 Starters with and without CPT, Type 1 (CLXE1A, 1D)	CLXR11	\$8.00
Reset Kit	CL05-10 Starters, CL00-10 Reverser and Wye-Delta Type 1 (CLXE1B-1C, CLXE1E-1L)	CLXR12	\$8.00
Reset Kit	CL00-10 Starters, Reverser and Wye-Delta Type 12/3R and 4 (CLXE2A-2H, CLXE4A-4H)	CLXR21	\$8.00
Reset Kit	CK75-12 Starters, Reverser and Wye-Delta Type 1	CKXR11	\$10.00
Reset Kit	CK75-12 Starter, Reverser and Wye-Delta Type 12/3R and 4	CKXR12	\$10.00
Control Power Transformer (CPT)	Standard capacity (50 VA)	CR308XT1**A	\$108.00
Control Power Transformer (CPT)	Extra capacity (150 VA)	CR308XT1**B	\$180.00

Replace asterisk (\*) in product number for Start/Stop Push Button With Light with appropriate voltage code.

#### Voltage Selection\*

*Code	Voltage
1	115 Volts
2	230 Volts
4	460 Volts
5	575 Volts

\*\*To complete product number, replace \*\* with the appropriate digits from below:

#### Control Power Transformer Voltage Selection\*\*

Digit	Voltage	Frequency
04	Dual Primary Reconnectable 220/230/240 and 440/460/480 Volt Primary, 110/115/120 Volt Secondary	60 Hz
05	550/575/600 Volt Primary, 110/115/120 Volt Secondary	60 Hz
23	200/208 Volt Primary, 115/120 Volt Secondary	60 Hz

### Reference Publications

#### Instructions


GEH-5521	Enclosures CLXE1G-CLXE1L
GEH-5522	NEMA 1 Lift-Off Enclosures
GEH-5523	CLXR11, 12 Reset Push Button
GEH-5524	CLXR21, CKXR11, 12 Reset Button
GEH-5525	CLXP-B, C Start/Stop Push Button
GEH-5526	CL NEMA 12/3R Enclosures
GEH-5527	CL NEMA 4 Enclosures



Start/Stop Push Button without Light




Start/Stop Push Button with Light



H-O-A Switch



On-Off Switch



Red Indicating Light



Reset Kit



Control Power Transformer



Product Number Selection Instructions: See page 5-37

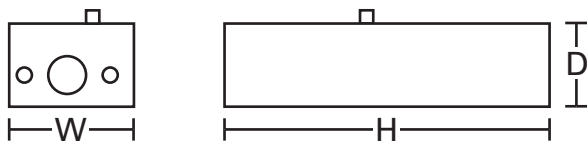
# IEC Power Devices

## IEC Assembled Starters Enclosures

### C-2000

NEMA Type 1 (General-Purpose)  
 NEMA Types 12/3R (Oil-, Dust-, and Rain-Tight)  
 NEMA Type 4 (Water-Tight)

#### Dimension Legend



#### Enclosures For CL Contactors—Dimensions and Outlines

**Note:** Enclosures are designed for use with ac contactors without front-mounted accessories. Order CL25, CL45, and CL06-CL10 contactors with side-mounted auxiliary contacts for use in these enclosures.

Type	Product Number Basic Enclosure	Assembled Starter Product Number	For Use With	With or Without CPT	Dimensions (in inches)			Outline Number
					H	W	D	
1	CLXE1A	LAC00-45	CL00-45 Starter	without	10	6	4.6	55-215878
	CLXE1B	LAC05-08	CL05-08 Starter	without	13.3	7.4	6.1	55-215895
	CLXE1C	LAC09-10	CL09-10 Starter	without	20.3	8.8	7.3	55-215880
	CLXE1D	LAC00-45	CL00-45 Starter	with	10	10	4.6	55-215879
	CLXE1E	LAC05-08	CL05-08 Starter	with	13.3	12	6.1	55-215896
	CLXE1F	LAC09-10	CL09-10 Starter	with	25	8.8	7.3	55-215898
	CLXE1G	LAR00-45	CL00-45 Reverser	with	16.8	15	6.9	55-215894
	CLXE1G	LAD00-45	CL00-45 Wye-Delta	without	16.8	15	6.9	55-215894
	CLXE1H	LAR05-10	CL05-10 Reverser	with	20.3	16.8	6.6	55-215897
CLXE1L	LAD05-10	CL05-10 Wye-Delta	without	27	22	8.6	55-215893	
12/3R	CLXE2A	LAC00-45	CL00-45 Starter	without	14.5	6.4	5.5	55-215875
	CLXE2B	LAC05-10	CL05-10 Starter	without	16.5	7.8	6.25	55-215891
	CLXE2C	LAC00-45	CL00-45 Starter	with	14.5	10.4	5.5	55-215888
	CLXE2C	LAR00-45	CL00-45 Reverser	without	14.5	10.4	5.5	55-215888
	CLXE2D	LAC05-10	CL05-10 Starter	with	16.5	12.5	6.25	55-215889
	CLXE2D	LAR05-10	CL05-10 Reverser	without	16.5	12.5	6.25	55-215889
	CLXE2E	LAR00-45	CL00-45 Reverser	with	14.5	14.4	5.5	55-215892
	CLXE2F	LAR05-10	CL05-10 Reverser	with	17	16.5	6.25	55-215890
	CLXE2G	LAD00-45	CL00-45 Wye-Delta	with or without	17	16.5	6.5	55-215887
CLXE2H	LAD05-10	CL05-10 Wye-Delta	with or without	22	21.2	8	55-215886	
4	CLXE4A	LAC00-45	CL00-45 Starter	without	17	7.75	6.5	55-215867
	CLXE4B	LAC05-10	CL05-10 Starter	without	17	7.75	6.5	55-215866
	CLXE4C	LAC00-45	CL00-45 Starter	with	14.5	10.5	5.5	55-215865
	CLXE4C	LAR00-45	CL00-45 Reverser	without	14.5	10.5	5.5	55-215865
	CLXE4D	LAC05-10	CL05-10 Starter	with	17	12.5	6.25	55-215864
	CLXE4D	LAC05-10	CL05-10 Reverser	without	17	12.5	6.25	55-215864
	CLXE4E	LAR00-45	CL00-45 Reverser	with	16.5	16.5	6.5	55-215863
	CLXE4F	LAR05-10	CL05-10 Reverser	with	17	16.5	6.5	55-215862
	CLXE4E	LAD00-45	CL00-45 Wye-Delta	with	17	16.5	6.5	55-215863
CLXE4H	LAD05-10	CL05-10 Wye-Delta	with	26	18	8.0	55-215860	

