

Safety Switches

AC Disconnects

Spec-Setter™ Safety Switches

Section 4

Air Conditioner Disconnects

- Puller type
- UL Listed
 - Fusible – UL869
 - Service Equipment
 - No fuse – UL1429
 - Enclosed Pull-out Switch

Enclosure Type ¹	Enclosure Material	Fusible	Ampere Rating	System Voltage	Horsepower Rating	Lug Wire Range AWG		Standard Package	Product Number
						Cu	Al		
NEMA Type 3R	Thermoplastic	Yes	30A	120/240Vac	3	14-3		6	TPF30R
NEMA Type 3R	Thermoplastic	Yes	60A	120/240Vac	10	14-3		6	TPF60R
NEMA Type 3R	Thermoplastic	No	60A	240Vac	10	14-3		6	TPN60R1
NEMA Type 3R	Thermoplastic	Non-automatic	60A	240Vac	10	14-3		6	TPNA60R1
NEMA Type 3R	Steel	Yes	30A	240Vac	3	14-3		6	TF30R
NEMA Type 3R	Steel	Yes	60A	240Vac	10	14-3		6	TF60R
NEMA Type 3R	Steel	No	60A	240Vac	10	14-3		6	TFN60R
NEMA Type 3R	Steel	Non-automatic	60A	240Vac	10	14-3		6	TNA60R1
NEMA Type 3R	Steel	No	60A	240Vac	10	14-3		6	TFN60RGFR ²
NEMA Type 3R	Steel	Non-automatic	60A	240Vac	10	14-3		6	TNA60RGFR ²

¹Devices do not have removable closing cap.

²These AC disconnects include a GFCI outlet.



TPF60R, Air Conditioner Disconnect, Thermoplastic Enclosure



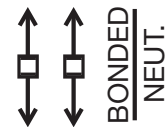
TFN60R, Air Conditioner Disconnect, Steel Enclosure



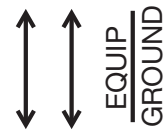
TNA60RGFR



TFN60RGFR



Fusible



No Fuse



Non-automatic



Safety Switches Enclosure Dimensions

Spec-Setter™ Safety Switches
TC, TDT, TPF and TPN
NEMA Type 1 and 3R Enclosures

Section 4

NEMA Type 3R TC 800 and 1200 Amp Approximate Dimensions in Inches Figure 2

Product Number	Dimension W	Dimension H	Dimension D	Dimension W2	KO Figure Number
TC72267R	41 3/4	62	12 1/2	43 1/2	No KO
TC72268R	47 1/2	77	13 1/2	49 1/4	No KO
TC72367R	41 3/4	62	12 1/2	43 1/2	No KO
TC72368R	47 1/2	77	13 1/2	49 1/4	No KO

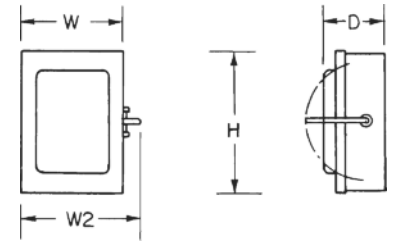


Figure 1

NEMA Type 3R TP AC Disconnect Approximate Dimensions in Inches Figure 4

Product Number	Dimension W	Dimension H	Dimension D	Dimension W2	KO Figure Number ¹
TPF30R	5 3/4	8	3 1/8	-	5
TPF60R	5 3/4	8	3 1/8	-	5
TPN60R1	5	7 1/4	2 1/8	-	5
TPNA60R1	5	7 1/4	2 1/8	-	5

¹See page 4-38.

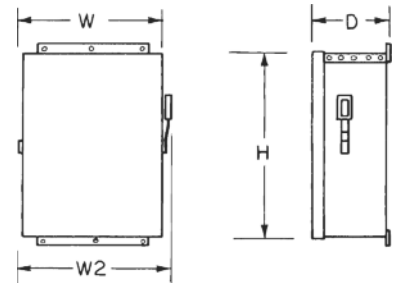


Figure 2

NEMA Type 3R TF AC Disconnect Approximate Dimensions in Inches Figure 5

Product Number	Dimension W	Dimension H	Dimension D	Dimension W2	KO Figure Number ¹
TF30R	4 3/4	7 1/2	2	-	16
TF60R	6 1/2	9	3 1/4	-	16
TFN60R	4 3/4	7 1/2	2	-	16
TFN60RGFR	5 3/4	7 1/8	5 3/16	-	16

¹See page 4-38.

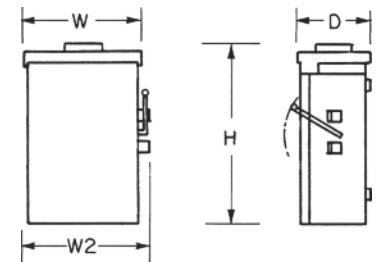


Figure 3

NEMA Type 3R TN AC Disconnect Approximate Dimensions in Inches Figure 5

Product Number	Dimension W	Dimension H	Dimension D	Dimension W2	KO Figure Number ¹
TNA60R1	4 3/4	7 1/2	2	-	16
TNA60RGFR	5 3/4	7 1/8	5 3/16	-	16

¹See page 4-38.

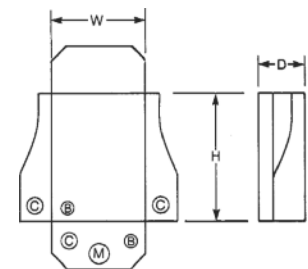


Figure 4

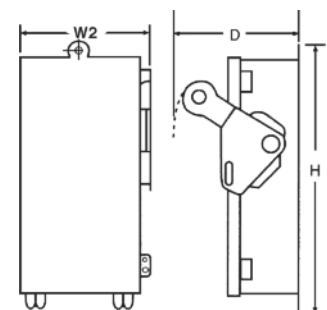


Figure 5

