





Fantech Premium Bath Fan Model Number	CFM @ .1 Static Pressure	CFM @ .2 Static Pressure	Duct Size	Watts @ .2 Static Pressure	CFM/Watt @ .1 Static Pressure		Lamp	<b>SEVEN YEAR WARRANTY</b>
---------------------------------------	--------------------------	--------------------------	-----------	----------------------------	-------------------------------	---	------	----------------------------





**EXTERIOR WALL MOUNT FANS AND FANS WITH LIGHTS**

PBW110 	120	112	4"	19	6.3	Yes	–	Yes
PBW110F 	120	112	4"	19	6.3	Yes	14 Watt Instant-on Compact Fluorescent (PBB14)*	Yes
PBW110H 	120	112	4"	19	6.3	–	50 Watt Halogen (PBB50)	Yes


\*The Compact Fluorescent bulb used in Fantech Premium Bath Fans has a color temperature of 2733 Kelvin and CRI of 81. Average bulb life: 10,000 hours. Need replacement bulbs? Order PBB14 for Fluorescent Models; PBB50 for Halogen Models.

Fantech Premium Bath Fan Model Number	Duct Size	Housing Dimensions	Lamp	<b>SEVEN YEAR WARRANTY</b>
---------------------------------------	-----------	--------------------	------	----------------------------

**EXPANSION GRILLES WITH HOUSINGS AND DAMPERS**

PBF4 	4"	7 <sup>3</sup> / <sub>16</sub> "L x 7 <sup>3</sup> / <sub>16</sub> "W x 5 <sup>5</sup> / <sub>16</sub> "H	14 Watt Instant-on Compact Fluorescent (PBB14)*	Yes
PBH4 	4"	7 <sup>3</sup> / <sub>16</sub> "L x 7 <sup>3</sup> / <sub>16</sub> "W x 5 <sup>5</sup> / <sub>16</sub> "H	50 Watt Halogen (PBB50)	Yes
PBV4 	4"	7 <sup>3</sup> / <sub>16</sub> "L x 7 <sup>3</sup> / <sub>16</sub> "W x 5 <sup>5</sup> / <sub>16</sub> "H	–	Yes
PBV6 	6"	8"L x 8"W x 7 <sup>1</sup> / <sub>8</sub> "H	–	Yes

\*The Compact Fluorescent bulb used in Fantech Premium Bath Fans has a color temperature of 2733 Kelvin and CRI of 81. Average bulb life: 10,000 hours. Need replacement bulbs? Order PBB14 for Fluorescent Models; PBB50 for Halogen Models.



**FAN DIMENSIONS**

Fantech Premium Bath Fan Model Number	Width (Diameter)	Height
PB100	9 <sup>1</sup> / <sub>2</sub> "	9 <sup>5</sup> / <sub>8</sub> "
PB230	11 <sup>3</sup> / <sub>4</sub> "	9 <sup>5</sup> / <sub>8</sub> "
PB370	13 <sup>1</sup> / <sub>8</sub> "	6 <sup>5</sup> / <sub>8</sub> "
PBW	10 <sup>1</sup> / <sub>4</sub> "	13"

Fantech Recommends the Use of Insulated Flex Duct with Fantech Premium Bath Fans



