


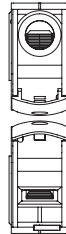
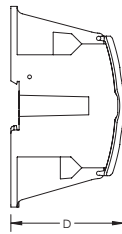
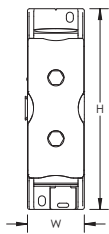


Cable to ERIFLEX FLEXIBAR/Insulated Power Braid Power Block – SBF400 (561153)



- Directly connect ERIFLEX FLEXIBAR or insulated power braid on line side
- Compact power block with high short circuit current rating
- Tinned copper or aluminum block allows for copper or aluminum conductor connections
- Screw retaining cover is hinged and removable
- Design allows for visual inspection of conductor and confirmation of connection
- Gangable for building multi-pole power blocks
- Easily clips onto DIN rail or mounts to panel with screws
- Voltage detection and measurement connection
- 95% fill ratio
- Halogen free
- RoHS compliant



Part Number	SBF400
Article Number	561153
Finish	Tinned
Material	Copper Thermoplastic
Max Current Rating, ERIFLEX FLEXIBAR, IEC	445 A
Max Current Rating, Insulated Power Braid, IEC	405 A
Max Current Rating, UL	335 A
Peak Short Circuit Current (I _{pk})	51 kA
Short Circuit Current Rating (SCCR)	100 kA
Max Working Voltage, IEC (U _i)	1,000 VAC 1,500 VDC
Max Working Voltage, UL (V _{in})	1,000 VAC/DC
Line Side Number of Connections	1
Line Side Insulated Power Braid Cross Section	100 mm ²
Load Side Number of Connections	1
Load Side Compact Stranded Wire Size	95 - 240 mm ²
Load Side Wire Size	3/0 - 400 kcmil
Enclosure Rating	IP 20

Part Number	SBF400
Depth (D)	3.23"
Height (H)	5.76"
Width (W)	1.63"
Unit Weight	1.23 lb
Certification Details	UL® 1059
Flammability Rating	UL® 94V-0
Complies With	IEC® 60947-7-1
Certifications	CE EAC 0234267 (Russian Federation) RoHS UR
Standard Packaging Quantity	1 pc
UPC	78285679040
EAN-13	8711893137330

Line Side ERIFLEX FLEXIBAR Size			
Part Number	Number of Layers	Conductor Width	Lamination Thickness
SBF400	2 - 5	20 - 24 mm	1 mm
SBF630	2 - 8	20 - 32 mm	1 mm

Design Guideline for Distribution Blocks, Power Blocks and Power Terminals										
Derating according to Ambient* Temperature (°F) to maintain working temperature of 185°F										
Ambient Temperature (°F)	86°	95°	104°	113°	122°	131°	140°	149°	158°	167°
Derating Coefficient (d)	1	1	1	0.94	0.88	0.82	0.75	0.67	0.58	0.47
*environment around the terminal blocks inside the enclosure										

IEC is a registered trademark of the International Electrotechnical Commission. UL, UR, cUL, cULus and cURus are registered certification marks of UL LLC.

WARNING

Pentair products shall be installed and used only as indicated in Pentair's product instruction sheets and training materials. Instruction sheets are available at erico.pentair.com and from your Pentair customer service representative. Improper installation, misuse, misapplication or other failure to completely follow Pentair's instructions and warnings may cause product malfunction, property damage, serious bodily injury and death and/or void your warranty.

© 2017 Pentair All rights reserved

Pentair, CADDY, CADWELD, CRITEC, ERICO, ERIFLEX, ERITECH and LENTON are owned by Pentair or its global affiliates.

All other trademarks are the property of their respective owners. Pentair reserves the right to change specifications without prior notice.