

5" Incandescent Trims

(LAMP WATTAGE: 50W R/PAR30, 40W A19)

Catalog Number:
B25RIC-AT

Project Name:

Type:

Note:

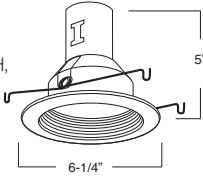


B531CP-CP SHALLOW STEPPED BAFFLE



AVAILABLE COLOR COMBINATIONS:
CP-CP, SN-SN, W-WH, P-WH, P-BK, BZ-BZ

TO BE USED WITH B25IC-AT & B25RIC-AT HOUSING ONLY

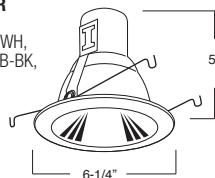


B508RG-WH SHALLOW REFLECTOR




AVAILABLE COLOR COMBINATIONS:
CP-CP, W-WH, RG-WH, MB-WH, CL-WH, MB-BK, RG-PB, CL-CH

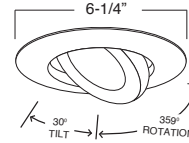
TO BE USED WITH B25IC-AT & B25RIC-AT HOUSING ONLY



B563PB PAR30 GIMBAL TRIM



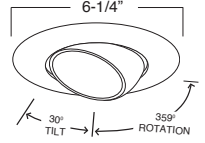
TRIM/RING FINISH:
WH, BK, SN, CP, CH, PB, BZ



B502SN EYEBALL



TRIM/RING FINISH:
WH, BK, SN, CP, CH, PB, BZ



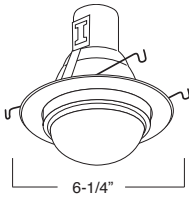
B514WH SHOWER TRIM



FOR
WET
LOCATION

TRIM/RING FINISH:
WH

TO BE USED WITH B25IC-AT & B25RIC-AT HOUSING ONLY



BAFFLE	REFLECTOR	TRIM RING
W White	CL Chrome	WH White
P Black	RG Gold	BK Black
SN Satin Nickel	W White	SN Satin Nickel
CP Copper	MB Black	CP Copper
BZ Bronze	CP Copper	CH Chrome
	SN Satin Nickel	PB Polish Brass
		BZ Bronze

*For custom baffle, reflector, trim ring, glass color and lens options, please consult factory.