
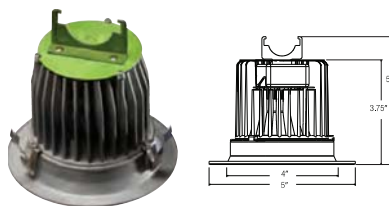
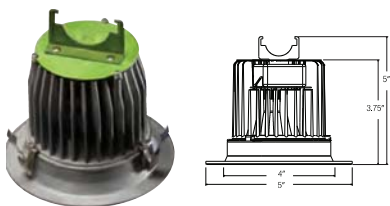


# 4" LED RETROFIT DESIGNED TO FIT INTO EXISTING INCANDESCENT DOWNLIGHT



## RL430-10W-120V-DIM-FL-      K-W-WH

Available Color Temp: **(27K) (30K) (35K) (40K) (51K)**

LED (Retrofit) Die-cast Aluminum Lensed White Stepped Baffle with White Trim Ring

New construction housing:	<b>LD4IC-AT*</b>
Non-IC housing:	<b>LD4-AT*</b>
Remodel Non-IC housing:	<b>LD4R-AT*</b>

*\*For non retrofit applications housing must be ordered separately*



## RL430-10W-120V-DIM-FL-      K-P-WH

Available Color Temp: **(27K) (30K) (35K) (40K) (51K)**

LED (Retrofit) Die-cast Aluminum Lensed Black Stepped Baffle with White Trim Ring

New construction housing:	<b>LD4IC-AT*</b>
Non-IC housing:	<b>LD4-AT*</b>
Remodel Non-IC housing:	<b>LD4R-AT*</b>

*\*For non retrofit applications housing must be ordered separately*



## RL430-10W-120V-DIM-FL-      K-SN-SN

Available Color Temp: **(27K) (30K) (35K) (40K) (51K)**

LED (Retrofit) Die-cast Aluminum Lensed Satin Nickel Stepped Baffle with Satin Nickel Trim Ring

New construction housing:	<b>LD4IC-AT*</b>
Non-IC housing:	<b>LD4-AT*</b>
Remodel Non-IC housing:	<b>LD4R-AT*</b>

*\*For non retrofit applications housing must be ordered separately*

