


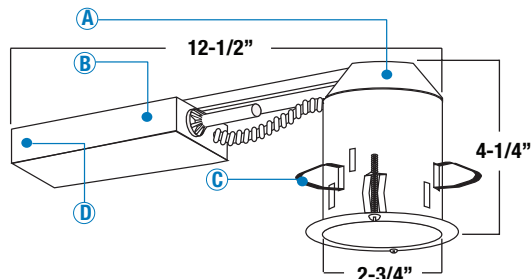
BL2R-E

2" Miniature Low Voltage "Noise-Free" Non-IC Remodel Housing

LAMP WATTAGE: (1) MAXIMUM 12V 50W MR16



DESIGNED FOR 2" X 6" JOIST CONSTRUCTION



Catalog Number: BL2R-E-20W-E-120-AT-B1214-W-WH	
Project Name:	Type:
Note:	



DESCRIPTION

Small aperture low voltage, thermally protected remodel housing. For fast easy installation in existing plaster or mechanical ceilings from 1/2" to 1-3/8" thick. Three remodel clips which can be accessed from below the ceiling, are easily retractable for fixture removal if necessary. Accommodates up to 50W MR16 lamps. Junction box is provided with two 1/2" KOs.

SPECIFICATION

A. HOUSING - High-tempered twenty-two (22) gauge deep drawn single piece aluminum housing. Accommodates lamps up to 50W depending on trim used.

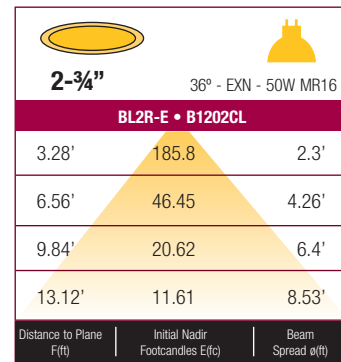
B. TRANSFORMER - Class II dimming electronic transformer placed in the junction box.

C. INSTALLATION - Four preinstalled spring clips which secure the housing firmly into ceiling to accommodate different ceiling thickness from 1/2" to 1-3/8".

D. JUNCTION BOX - ETL listed for through-branch circuit wiring and has two 1/2" KOs.

FEATURES

- Integral low voltage electronic transformer to prolong lamp life and increase lighting quality.
- Thermally Protected Non-IC Remodel housing
- Can be installed from below the ceiling
- Three preinstalled spring clips which secure the housing firmly into ceiling to accommodate different ceiling thickness from 1/2" to 1-3/8".
- Designed for accent and task lighting applications
- Dependable, favorable design and effortless installation
- 4-1/4" height allows use in 2"x 6" joist construction
- Unit clips through 2-3/4" ceiling opening



BEAM DIA. MEASURED AT 50% OF NADIR F.C.

OPTIONS

1. AIR-SHUT

- Gasket to prevent air flow from heated or air conditioned spaces.
- Meets all national air flow requirements.

2. BL2

Plaster frame may be ordered separately, to be used in new construction applications.

ETL AND C-ETL LISTED

For Damp location
For Feed-through wiring



BL2R-E - ITEM SELECTOR: (Please check the boxes below for the option desired)

WATTAGE	BALLAST	VOLTAGE	TRIM TYPE	BAFFLE	REFLECTOR	TRIM RING	MR 16 LENS FILTER
<input checked="" type="checkbox"/> 20W	<input checked="" type="checkbox"/> (E) Electronic	<input checked="" type="checkbox"/> 120	<input checked="" type="checkbox"/> B1214	<input checked="" type="checkbox"/> W	<input type="checkbox"/> CL	<input checked="" type="checkbox"/> WH	<input type="checkbox"/> BP8MR16-BL (Blue)
<input type="checkbox"/> 35W			<input type="checkbox"/> B1215	<input type="checkbox"/> P	<input type="checkbox"/> RG	<input type="checkbox"/> BK	<input type="checkbox"/> BP8MR16-FR (Frosted)
<input type="checkbox"/> 50W			<input type="checkbox"/> B1201	<input type="checkbox"/> SN	<input type="checkbox"/> W	<input type="checkbox"/> SN	<input type="checkbox"/> BP8MR16-GR (Green)
			<input type="checkbox"/> B1202	<input type="checkbox"/> CP	<input type="checkbox"/> MB	<input type="checkbox"/> CP	<input type="checkbox"/> BP8MR16-PI (Pink)
			<input type="checkbox"/> B1203	<input type="checkbox"/> BZ	<input type="checkbox"/> BZ	<input type="checkbox"/> CH	<input type="checkbox"/> BP8MR16-PU (Purple)
			<input type="checkbox"/> B1204		<input type="checkbox"/> CP	<input type="checkbox"/> PB	<input type="checkbox"/> BP8MR16-DL (Day Light)
			<input type="checkbox"/> B1209		<input type="checkbox"/> SN	<input type="checkbox"/> BZ	<input type="checkbox"/> BP8MR16-YE (Yellow)
			<input type="checkbox"/> B1212		<input type="checkbox"/> SHZ		<input type="checkbox"/> BP8MR16-AM (Amber)
			<input type="checkbox"/> B1213				<input type="checkbox"/> BP8MR16-OR (Orange)
			<input type="checkbox"/> B1263				<input type="checkbox"/> BP8MR16-RE (Red)
			<input type="checkbox"/> B1262				
							<input type="checkbox"/> BP8MR16-FR (Frosted)
							<input type="checkbox"/> BP8MR16-SP (Spread)
							<input type="checkbox"/> BP8MR16-SF (Soft Focus)
							<input type="checkbox"/> BP8MR16-HC (Honey Comb)
							<input type="checkbox"/> BP8MR16-LI (Linear)
							<input type="checkbox"/> BP8MR16-SOL (Solite)
							<input type="checkbox"/> BP8MR16-CL (Clear)
							<input type="checkbox"/> BP8MR16-UV (Ultraviolet)

Specifications:

BL2R-E 20W E 120 AT B1214 W WH

WATT BALLAST VOLTAGE OPTION TRIM TYPE BAFFLE REFLECTOR TRIM/RING FILTER (1) FILTER (2)

BAFFLE	REFLECTOR	TRIM/RING
W White	CL Chrome	WH White
P Black	RG Gold	BK Black
SN Satin Nickel	W White	SN Satin Nickel
CP Copper	MB Black	CP Copper
BZ Bronze	BZ Bronze	CH Chrome
	CP Copper	PB Polish Brass
	SN Satin Nickel	BZ Bronze
	SHZ Satin Haze	

*For custom baffle, reflector, trim ring, glass color and lens options, please consult factory.



Submittal form is available @ www.iuseelite.com
Tel: 323-888-1973 • Fax: 323-888-1977

Specifications and Dimensions subject to change without notice.

REV: ELITE LIGHTING-SPEC-05-24-2011