

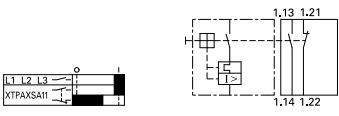
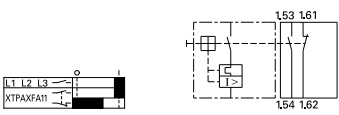
Circuit & Motor Protection

Manual Motor Protectors & Controllers


PRODUCT SELECTION

XT IEC Manual Motor Protectors — Accessories

Auxiliary Contacts


Contact Configuration	Contact Sequence	Screw Terminals	
		Pkg. Qty.	Catalog Number
Side-Mount			
1NO-1NC		5	XTPAXSA11
Front-Mount			
1NO-1NC		5	XTPAXFA11

IP65 Rotary Handle Mechanism ①②③


Description	Pkg. Qty.	Catalog Number
Complete Kits — Includes Handle, Shaft and Required Hardware		
 Rotary Handle Mechanism IP65 Black — For use on main switches to IEC / EN 60204.	1	XTPAXRHMB
Rotary Handle Mechanism IP65 Red / Yellow — For use on main switch with Emergency-Stop function to IEC / EN 60204.	1	XTPAXRHMR
Rotary Handle Mechanism IP65 Black — For use on main switches to IEC / EN 60204 where XTPR is mounted 90° from vertical.	1	XTPAXRHM90B
Rotary Handle Mechanism IP65 Red / Yellow — For use on main switch with Emergency-Stop function to IEC / EN 60204 where XTPR is mounted 90° from vertical.	1	XTPAXRHM90R

- ① With ON/OFF switch position and "+" (tripped), lockable with 3 padlocks, 4 – 8 mm hasp. Can be locked in the OFF position, if required.
- ② Rotary handle mechanisms ship with door interlock disabled. See instruction publication with product for how to enable door interlock.
- ③ Not for use with XTPAXFAEM20 early-make front-mount auxiliary contact.

Shunt Release

Catalog Number — Screw Terminals	Pkg. Qty.
 XTPAXSR120V60H	2
XTPAXSR240V60H	2
XTPAXSR480V60H	2
XTPAXSR24VDC	2

Undervoltage Release

Catalog Number — Screw Terminals	Pkg. Qty.
 XTPAXUVR120V60H	2
XTPAXUVR240V60H	2
XTPAXUVR480V60H	2