



## IP65 Rotary Handle Mechanism ①②③④





	Description	Enclosure Rating	Pkg. Qty. ⑤	Catalog Number
<b>XTPAXRHM_</b> 	<b>Complete Kits—Includes Handle, Shaft and Required Hardware</b>			
	Rotary handle mechanism—black ⑥	IP65	1	<b>XTPAXRHMB</b>
	Rotary handle mechanism—red/yellow ⑦	NEMA 12 UL/CSA 4X	1	<b>XTPAXRHMRY</b>
	Rotary handle mechanism—black—rotated 90° from vertical ⑥		1	<b>XTPAXRHM90B</b>
	Rotary handle mechanism—red/yellow—rotated 90° from vertical ⑦		1	<b>XTPAXRHM90RY</b>
<b>XTPAXRHMSFT</b> 	<b>Separate Parts</b>			
	Shaft only—includes shaft to mount to XTPR, 175 mm length	—	10	<b>XTPAXRHMSFT</b>
	MMP shaft support, metal, D-frame MMP only	—	1	<b>XTPAXMBM</b>
	Replacement lockable handle for XTPR	—	1	<b>XTPAXLRH</b>

**XTPAXSW**

## Sealing Facility

Description	Pkg. Qty. ⑤	Catalog Number
To prevent tampering with the overload release and the test function. It can be sealed using industry standard sealing wire. For use with XTPR manual motor protectors.	5	<b>XTPAXSW</b>

## Three-Phase Commoning Links ⑧

For Use with...	Qty. MMP	MMP Frame Size	Pkg. Qty. ⑤	Catalog Number
   	2	B	10	<b>XTPAXCLKA2</b>
		D	1	<b>XTPAXCLKA2D</b>
	3	B	10	<b>XTPAXCLKA3</b>
		D	1	<b>XTPAXCLKA3D</b>
	4	B	10	<b>XTPAXCLKA4</b>
		D	1	<b>XTPAXCLKA4D</b>
Each MMP with one auxiliary contact or trip-indicating auxiliary contact fitted on the right	2	B	10	<b>XTPAXCLKB2</b>
		D	1	<b>XTPAXCLKB2D</b>
	3	B	10	<b>XTPAXCLKB3</b>
		D	1	<b>XTPAXCLKB3D</b>
	4	B	10	<b>XTPAXCLKB4</b>
D		1	<b>XTPAXCLKB4D</b>	
5	B	10	<b>XTPAXCLKB5</b>	
	2	B	10	<b>XTPAXCLKC2</b>
4		D	1	<b>XTPAXCLKC4D</b>

For parallel power feed to several manual motor protectors on terminals 1, 3 and 5.

**Notes**

- ① Plug-in connection shafts, XTPAXRHMSFT\_ can be cut to desired length for mounting depths of 100–240 mm. Carrier with extension shaft included.
- ② With ON/OFF switch position and "+" (tripped), lockable with 3 padlocks, 4–8 mm hasp. Can be locked in the OFF position, if required.
- ③ Rotary handle mechanisms ship with door interlock disabled. See instruction publication with product for how to enable door interlock.
- ④ Not for use with XTPAXFAEM20 early-make front-mount auxiliary contact.
- ⑤ Orders must be placed in multiples of package quantity listed.
- ⑥ For use on main switches to IEC/EN 60204.
- ⑦ For use on main switches with emergency-stop function to IEC/EN 60204.
- ⑧ Protected against accidental contact. Frame B short-circuit proof  $U_b = 690V$ ,  $I_b = 63A$ . Frame B links can be combined by rotating mounting.

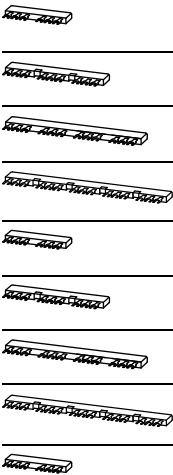
#### IP65 Rotary Handle Mechanism ①②③

Description	Enclosure Rating	Pkg. Qty. ④	Catalog Number
<b>Complete Kits—Includes Handle, Shaft and Required Hardware</b>			
Rotary handle mechanism—black ⑤	IP65	1	<b>XTPEXRHMB</b>
Rotary handle mechanism—red/yellow ⑥	NEMA 12 UL/CSA 4X	1	<b>XTPEXRHMRY</b>
Rotary handle mechanism—black—rotated 90° from vertical ⑥		1	<b>XTPEXRHM90B</b>
Rotary handle mechanism—red/yellow—rotated 90° from vertical ⑥		1	<b>XTPEXRHM90RY</b>



#### Three-Phase Commoning Links ⑦

For Use with...	Qty. MMP	Length of Link (mm)	Unit Width (mm)	Pkg. Qty. ④	Catalog Number
MMP with no side-mounted auxiliaries or voltage releases	2	90	45	10	<b>XTPAXCLKA2</b>
	3	135	45	10	<b>XTPAXCLKA3</b>
	4	180	45	10	<b>XTPAXCLKA4</b>
	5	225	45	10	<b>XTPAXCLKA5</b>
Each MMP with one auxiliary contact or trip-indicating auxiliary contact fitted on the right	2	99	45 + 9	10	<b>XTPAXCLKB2</b>
	3	153	45 + 9	10	<b>XTPAXCLKB3</b>
	4	207	45 + 9	10	<b>XTPAXCLKB4</b>
	5	261	45 + 9	10	<b>XTPAXCLKB5</b>
Each MMP with an auxiliary contact and trip-indicating auxiliary contact mounted on the right or a voltage release mounted on the left.	2	108	45 + 18	10	<b>XTPAXCLKC2</b>



For parallel power feed to several manual motor protectors on terminals 1, 3 and 5.

#### XTPAXUTS



#### Shroud for Unused Terminals of Three-Phase Commoning Links

For Use with...	Description	Pkg. Qty. ④	Catalog Number
Frame B XTPE	To cover unused terminals on three-phase commoning link. Protected against direct contact.	20	<b>XTPAXUTS</b>

#### XTPAXIT



#### Incoming Terminals for Three-Phase Commoning Link ⑧

For Use with...	Pkg. Qty. ④	Catalog Number
Frame B XTPE	5	<b>XTPAXIT</b>

#### Notes

- ① Plug-in connection shafts, XTPAXRHMSFT\_ can be cut to desired length for mounting depths of 100–240 mm. Carrier with extension shaft included.
- ② With ON/OFF switch position and “+” (tripped), lockable with 3 padlocks, 4–8 mm hasp. Can be locked in the OFF position, if required.
- ③ Rotary handle mechanisms ship with door interlock disabled. See instruction publication with product for how to enable door interlock.
- ④ Orders must be placed in multiples of package quantity listed.
- ⑤ For use on main switches to IEC/EN 60204.
- ⑥ For use on main switches with emergency-stop function to IEC/EN 60204.
- ⑦ Protected against accidental contact. Frame B short-circuit proof  $U_b = 690V$ ,  $I_u = 63A$ . Frame B links can be combined by rotating mounting.
- ⑧ For three-phase commoning link, protected against accidental contact,  $U_b = 690V$ ,  $I_u = 63A$ ;  
For conductor cross-sections: 2.5–25 mm<sup>2</sup> stranded; 2.5–16 mm<sup>2</sup> flexible with ferrules, AWG 14-6.