






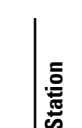

1.3

Pushbuttons and Indicating Lights

Pushbutton Control Stations—Assembled

General Purpose Control Stations

Type N Control Stations—UL (NEMA) Type 1

Contact Symbol	Button Type/Color	Legends	Catalog Number
One Element Enclosure Type			
	Flush/green	START	10250H5100
	Flush/red	STOP	10250H5101
	Extended/red	STOP	10250H5104
	Palm operated/black	None	10250H89 ①
	Three-position selector switch/black knob	RUN/OFF/AUTO	10250H289 ①
Two Element Enclosure Type			
	Flush/red	START/STOP	10250H5200
	Flush/green	START/STOP	10250H5207

Single Button Station with Padlock Attachment Accessory



Selector Switch



Two Button Station

