

Fast-Acting CUBEFuse

UPS/Critical Applications



Catalog Symbol: FCF_RN

Fast-Acting Fuse: 4 minutes maximum clearing time at 200% rated current for 1 to 30A fuse
6 minutes maximum clearing time at 200% rated current for 35 to 60A fuse
8 minutes maximum clearing time at 200% rated current for 70 to 100A fuse

Amp Ratings: 1 to 100A

Voltage Ratings: 600Vac/dc

Interrupting Ratings: 1-60A

300kA RMS Sym. (UL)
200kA RMS Sym. (CSA)
50kA DC (UL & CSA)

Interrupting Ratings: 70-100A

200kA RMS Sym. (UL)
200kA RMS Sym. (CSA)
50kA DC (UL & CSA)

Agency Information:

- UL Listed Fuse: Guide JFHR, File E4273
- CSA Certified Fuse: Class 1422- 02, File 53787
- CE compliance for the European Union low voltage directive
- RoHS compliant

Other Ratings/Specifications:

Watts Loss at rated current: FCF15RN: 3.48W

FCF30RN: 5.45W

FCF60RN: 7.27W

FCF100RN: 11.50W

Operating and Storage Temperature Range: -40 to 80°C

Material Specifications:

- Case: Glass filled PES (Polyethersulfone)
- Terminals: Copper alloy
- Terminal plating: Electroless tin

Features and Product Benefits

- The world's first finger-safe power fuse system.
- Smallest footprint of any class fuse including Class J, CC, T and RK.
- Class CF meets Class J fast-acting electrical performance requirements.
- Faster response to damaging faults to help reduce destructive thermal and magnetic forces.
- True fast-acting fuse construction.
- High interrupting rating to safely interrupt faults up to 300kA.
- No venting of arc or molten metal and gases during opening.
- Low let-through currents under fault conditions.

Catalog Numbers (amp rating)

Non-Indicating CUBEFuse®					
FCF1RN	FCF3RN	FCF6RN	FCF10RN	FCF15RN	FCF20RN
FCF25RN	FCF30RN	FCF35RN	FCF40RN	FCF45RN	FCF50RN
FCF60RN	FCF70RN	FCF80RN	FCF90RN	FCF100RN	

Carton Quantity and Weight

Amp Rating	Carton Qty.	Weight Per Carton	
		lbs	kg
FCF-1-30	12	1.39	0.63
FCF-35-60A	12	1.42	0.65
FCF-70-100A	6	1.74	0.79

CUBEFuse Holders, Disconnects and Panelboards

The CUBEfuse is used in the following Cooper Bussmann products.



TCFH_N 100, 60 & 30A Holders.
Data Sheet 9007

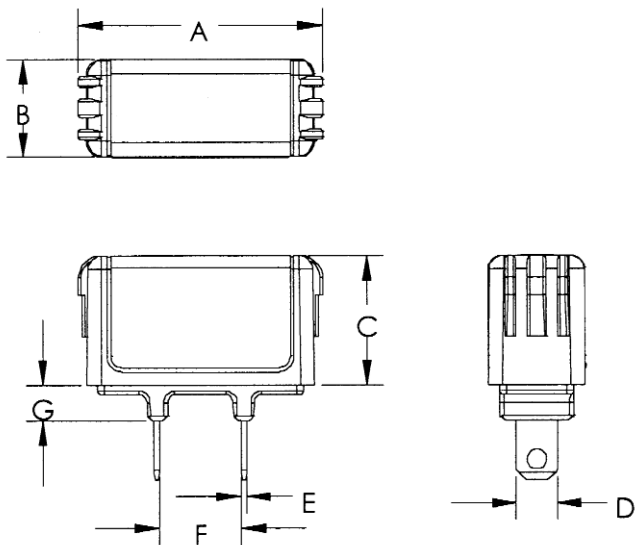


CCP_CF 1-, 2- & 3-Pole switched disconnects
Data Sheet 1157



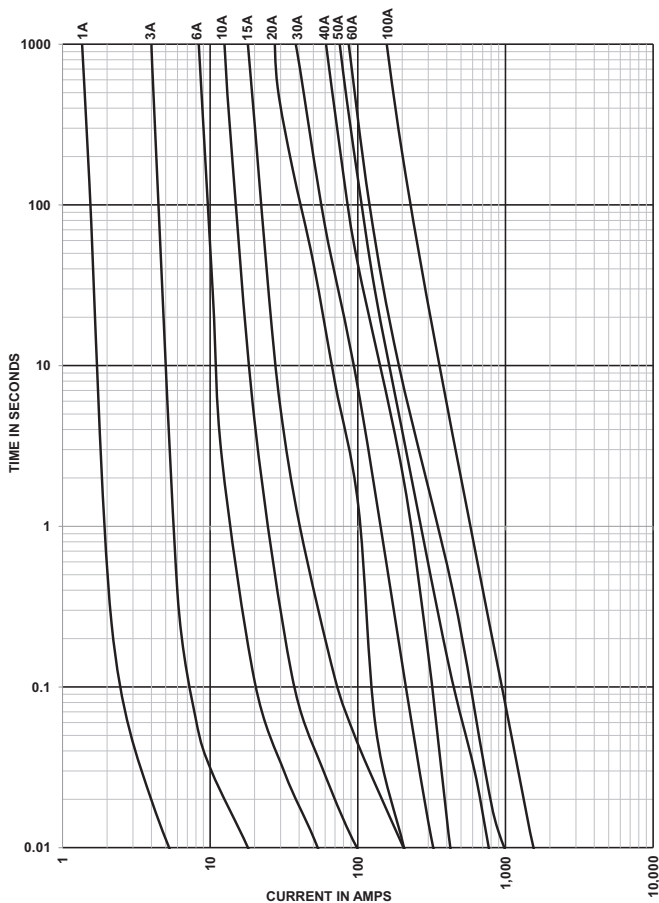
CCP 1-, 2- & 3-Pole disconnects for the Quik-Spec™ Coordination Panelboard. Data Sheet 1160

FCF_RN Dimensions – in (mm)

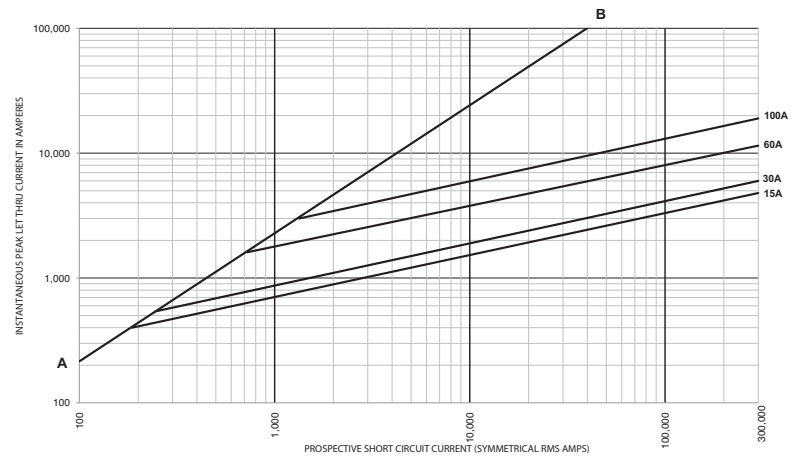


Fuse Amps	Dimensions - in (mm)						
	A	B	C	D	E	F	G
1-15	1.88 (47.75)	0.75 (19.05)	1.00 (25.40)	0.23 (5.84)	0.04 (1.02)	0.63 (15.93)	0.28 (7.11)
20	1.88 (47.75)	0.75 (19.05)	1.00 (25.40)	0.31 (7.87)	0.04 (1.02)	0.63 (15.93)	0.28 (7.11)
25-30	1.88 (47.75)	0.75 (19.05)	1.00 (25.40)	0.31 (7.87)	0.04 (1.02)	0.63 (15.93)	0.28 (7.11)
35-40	2.13 (54.10)	1.00 (25.40)	1.13 (28.58)	0.36 (9.10)	0.04 (1.02)	0.63 (15.93)	0.38 (9.65)
45-50	2.13 (54.10)	1.00 (25.40)	1.13 (28.58)	0.44 (11.13)	0.04 (1.02)	0.63 (15.93)	0.38 (9.65)
60	2.13 (54.10)	1.00 (25.40)	1.13 (28.58)	0.44 (11.13)	0.04 (1.02)	0.63 (15.93)	0.38 (9.65)
70	3.01 (76.45)	1.00 (25.40)	1.26 (32.00)	0.49 (12.45)	0.06 (1.60)	0.58 (14.78)	0.38 (9.65)
80-90	3.01 (76.45)	1.00 (25.40)	1.26 (32.00)	0.49 (12.45)	0.06 (1.60)	0.58 (14.78)	0.38 (9.65)
100	3.01 (76.45)	1.00 (25.40)	1.26 (32.00)	0.49 (12.45)	0.06 (1.60)	0.58 (14.78)	0.38 (9.65)

Time-Current Characteristic Curves—Average Melt



Current Limitation Curves



The only controlled copy of this Data Sheet is the electronic read-only version located on the Cooper Bussmann Network Drive. All other copies of this document are by definition uncontrolled. This bulletin is intended to clearly present comprehensive product data and provide technical information that will help the end user with design applications. Cooper Bussmann reserves the right, without notice, to change design or construction of any products and to discontinue or limit distribution of any products. Cooper Bussmann also reserves the right to change or update, without notice, any technical information contained in this bulletin. Once a product has been selected, it should be tested by the user in all possible applications.