




Class I, Div. 1 and 2
Groups A, B, C, D
Class II, Div. 1 and 2
Groups E, F, G
Class III

PLG Close-Up Plugs and BR Reducers: Explosionproof, Dust-Ignitionproof

UNILETS® for Use with Threaded Metal Conduit.

	Size (Inches) NPT Threads	Catalog Number	
		Steel (1/2" to 1") and Malleable (1-1/4" to 6")	Aluminum (1/2" to 4")
PLG- Close-Up Plugs			
 Recessed Head	Recessed Head		
	1/2	PLG-50R◇	PLG-50RA◇
	3/4	PLG-75R◇	PLG-75RA◇
	1	PLG-100R◇	PLG-100RA◇
	1-1/4	PLG-125◆	PLG-125A◆
	1-1/2	PLG-150◆	PLG-150A◆
	2	PLG-200◆	PLG-200A◆
	2-1/2	PLG-250◆	PLG-250A◆
	3	PLG-300◆	PLG-300A◆
	4	PLG-400◆	PLG-400A◆
 Square Head	Square Head		
	1/2	PLG-50S◇	
	3/4	PLG-75S◇	
	1	PLG-100S◇	
	1-1/4	PLG-125S◆	
	1-1/2	PLG-150S◆	
	2	PLG-200S◆	
	2-1/2	PLG-250S◆	
	3	PLG-300S◆	
	3-1/2	PLG-350S◆	
4	PLG-400S◆		
 Bar Head	Bar Head (Cast Iron)		
	5	PLG-500B	
	6	PLG-600B	

BR- Threaded Bell Reducing Couplings			
Large Hub Size (Inches)	Small Hub Size (Inches)	Catalog Number	
		Malleable	Aluminum
3/4	1/2	BR75-50◇	BR75-50A◇
1	1/2	BR100-50◇	BR100-50A◇
1	3/4	BR100-75◇	BR100-75A◇
1	1	BR125-100◆	BR125-100A
1-1/4	3/4	BR125-75◆	BR125-75A
1-1/2	1	BR150-100◆	BR150-100A
1-1/2	3/4	BR150-75◆	BR150-75A
1-1/2	1-1/4	BR150-125◆	BR150-125A
2	3/4	BR200-75◆	BR200-75A
2	1	BR200-100◆	BR200-100A
2	1-1/4	BR200-125◆	BR200-125A
2	1-1/2	BR200-150◆	BR200-150A
2-1/2	1-1/2	BR250-150◆	BR250-150A
3	2	BR300-200◆	BR300-200A
3-1/2	2-1/2	BR350-250◆	BR350-250A
4	3	BR400-300◆	BR400-300A
5	4	BR500-400	BR500-400A

◇ Indicates items in the shaded area which are UL Listed for Class I, Groups A,B,C and D; Class II, Groups E,F and G; and Class III.
 ◆ Indicates items in the shaded area which are UL Listed for Class I, Groups B,C and D; Class II, Groups E,F and G; and Class III.