

Rigid Metal Conduit, IMC or EMT “K-Clamps”

Applications

- Designed to secure rigid metal conduit, IMC or EMT across, parallel or perpendicular to beam, channel and angle supports.

Features




- Easily installs.
- Capable of withstanding heavy loads.

Material/Finish

- Castings: malleable iron/hot dip galvanized
- Hardware: steel/mechanically galvanized

Certifications and Compliances

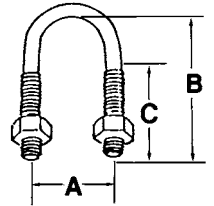
- CSA Standard: C22.2 No. 18.4
- CSA Certified: 065178

	Catalog Number	Trade Size (Inches)	Weight Lbs./Kgs. Per 100
Right Angle Type — Hot Dip/Mechanically Galvanized — For Rigid, IMC, EMT			
 <p>Right Angle Type</p>	PC-50RA	1/2	37.00/16.78
	PC-75RA	3/4	40.00/18.14
	PC-100RA	1	42.00/19.05
	PC-125RA	1-1/4	49.00/22.23
	PC-150RA	1-1/2	54.00/24.49
	PC-200RA	2	71.00/32.21
	PC-250RA	2-1/2	95.00/43.09
	PC-300RA	3	107.00/48.53
	PC-350RA	3-1/2	120.00/54.43
	PC-400RA	4	131.00/59.42
	PC-500RA †	5	160.00/72.57
PC-600RA †	6	195.00/88.45	
Parallel Type — Hot Dip/Mechanically Galvanized — For Rigid, IMC, EMT			
 <p>Parallel Type</p>	PC-50PAR	1/2	50.00/22.68
	PC-75PAR	3/4	53.00/24.04
	PC-100PAR	1	60.00/27.22
	PC-125PAR	1-1/4	70.00/31.75
	PC-150PAR	1-1/2	82.00/37.19
	PC-200PAR	2	132.00/59.87
	PC-250PAR	2-1/2	192.00/87.09
	PC-300PAR	3	194.00/88.00
	PC-350PAR	3-1/2	216.00/97.98
PC-400PAR	4	232.00/105.23	
Edge Type — Hot Dip/Mechanically Galvanized — For Rigid Conduit Only			
 <p>Edge Type</p>	PC-50ET	1/2	63.00/28.58
	PC-75ET	3/4	69.00/31.30
	PC-100ET	1	82.00/37.19
	PC-125ET	1-1/4	95.00/43.09
	PC-150ET	1-1/2	108.00/49.00
	PC-200ET	2	121.00/54.88
	PC-250ET	2-1/2	153.00/69.40
PC-300ET	3	214.00/97.07	

† Not CSA Certified.

Rigid Metal Conduit, IMC or EMT “K-Clamps”

Catalog Number	Trade Size (Inches)	Dimensions in Inches/Millimeters			UNC Thread Size	Weight Lbs./Kgs. Per 100
		A	B	C		
Heavy-Duty U-Bolts with Hex Nuts † – Mechanically Galvanized – For Rigid, IMC, EMT						
UBC-50	1/2	1.25/31.8	2.38/60.5	1.50/38.1	5/16-18	12.00/5.44
UBC-75	3/4	1.44/36.6	2.75/69.9	1.50/38.1	5/16-18	14.00/6.35
UBC-100	1	1.69/42.9	3.00/76.2	1.50/38.1	5/16-18	17.00/7.71
UBC-125	1-1/4	2.06/52.3	3.13/79.5	1.50/38.1	5/16-18	19.00/8.62
UBC-150	1-1/2	2.31/58.7	3.50/88.9	1.50/38.1	5/16-18	21.00/9.53
UBC-200	2	2.81/71.4	4.38/111.3	1.88/47.8	3/8-16	28.00/12.70
UBC-250	2-1/2	3.38/85.9	4.75/120.7	1.88/47.8	3/8-16	37.00/16.78
UBC-300	3	4.00/101.6	5.38/136.7	1.88/47.8	3/8-16	42.00/19.05
UBC-350	3-1/2	4.50/114.3	5.75/146.1	1.88/47.8	3/8-16	46.00/20.87
UBC-400	4	5.00/127.0	6.63/168.4	1.88/47.8	3/8-16	51.00/23.13
UBC-500	5	6.06/153.9	7.38/187.5	2.00/50.8	3/8-16	62.00/28.12
UBC-600	6	7.13/181.1	8.38/212.9	2.00/50.8	3/8-16	76.00/34.47



† Not CSA Certified.