





# FS and FD Single Gang Cast Hub Device Boxes

UNILETS® for use with Threaded Rigid Metal Conduit and IMC. Furnished with Internal Ground Screw.

FS Box (Shallow) 2.00" deep, FD Box (Deep) 2.69" deep

|   | Type | Depth   | Hub Size (Inches) | Catalog Number           |                      |
|---|------|---------|-------------------|--------------------------|----------------------|
|   |      |         |                   | Malleable Iron Ridge Top | Aluminum Ridge Top   |
|    | FS   | Shallow | 1/2               | <b>FS-1-50 *</b>         | <b>FS-1-50-A *</b>   |
|   |      |         | 3/4               | <b>FS-1-75 *</b>         | <b>FS-1-75-A *</b>   |
|   |      |         | 1                 | <b>FS-1-100 *</b>        | <b>FS-1-100-A *</b>  |
|   | FD   | Deep    | 1/2               | <b>FD-1-50 *</b>         | <b>FD-1-50-A *</b>   |
|   |      |         | 3/4               | <b>FD-1-75 *</b>         | <b>FD-1-75-A *</b>   |
|   |      |         | 1                 | <b>FD-1-100 *</b>        | <b>FD-1-100-A *</b>  |
|    | FSC  | Shallow | 1/2               | <b>FSC-1-50 *</b>        | <b>FSC-1-50-A *</b>  |
|   |      |         | 3/4               | <b>FSC-1-75 *</b>        | <b>FSC-1-75-A *</b>  |
|   |      |         | 1                 | <b>FSC-1-100 *</b>       | <b>FSC-1-100-A *</b> |
|   | FDC  | Deep    | 1/2               | <b>FDC-1-50 *</b>        | <b>FDC-1-50-A *</b>  |
|   |      |         | 3/4               | <b>FDC-1-75 *</b>        | <b>FDC-1-75-A *</b>  |
|   |      |         | 1                 | <b>FDC-1-100 *</b>       | <b>FDC-1-100-A *</b> |
|   | FSS  | Shallow | 1/2               | <b>FSS-1-50</b>          | <b>FSS-1-50-A</b>    |
|   |      |         | 3/4               | <b>FSS-1-75</b>          | <b>FSS-1-75-A</b>    |
|   |      |         | 1                 | <b>FSS-1-100</b>         | <b>FSS-1-100-A</b>   |
|   | FDS  | Deep    | 1/2               | <b>FDS-1-50</b>          | <b>FDS-1-50-A</b>    |
|   |      |         | 3/4               | <b>FDS-1-75</b>          | <b>FDS-1-75-A</b>    |
|   |      |         | 1                 | <b>FDS-1-100</b>         | <b>FDS-1-100-A</b>   |
|  | FSLA | Shallow | 1/2               | <b>FSLA-1-50</b>         | —                    |

Fittings

FITTINGS: CAST DEVICE BOXES

\* PVC coating available on select bodies. Add suffix **-PVC** to catalog number.