





# EDS Factory Sealed Front Operated Tumbler Switches

## Explosionproof, Dust-Ignitionproof

Malleable Iron Body and Cover. Furnished with Internal Ground Screw.

Class I, Division 1, Groups B, C, D  
 Class I, Division 2, Groups B, C, D  
 Class II, Division 1 and 2, Groups E, F, G  
 Class III  
 NEMA 3, 7CD, 9EFG

	Hub Size (Inches)	Switch	Dead-End	Catalog Number †	Feed-Thru
<b>1-Gang</b>					
<b>20 Amp — 120-277 Vac †</b>					
	1/2	1-Pole	EDS150-F1	EDSC150-F1	
	1/2	2-Pole	EDS150-F2	EDSC150-F2	
	1/2	3-Way	EDS150-F3W	EDSC150-F3W	
	1/2	4-Way	EDS150-F4W ‡	EDSC150-F4W ‡	
<b>Dead-End</b>	3/4	1-Pole	EDS175-F1	EDSC175-F1	
	3/4	2-Pole	EDS175-F2	EDSC175-F2	
	3/4	3-Way	EDS175-F3W	EDSC175F3W	
	3/4	4-Way	EDS175-F4W ‡	EDSC175F4W ‡	
	1	1-Pole	EDS110-F1	EDSC110-F1	
	1	2-Pole	EDS110-F2	EDSC110-F2	
	1	3-Way	EDS110-F3W	EDSC110-F3W	
	1	4-Way	EDS110-F4W ‡	EDSC110-F4W ‡	
<b>30 Amp — 120-277 Vac *</b>					
<b>Feed-Thru</b>	3/4	1-Pole	EDS175-F13 ‡	EDSC175-F13 ‡	
	3/4	2-Pole	EDS175-F23 ‡	EDSC175-F23 ‡	
	3/4	3-Way	EDS175-F3W3 ‡	EDSC175-F3W3 ‡	
	1	1-Pole	EDS110-F13 ‡	EDSC110-F13 ‡	
	1	2-Pole	EDS110-F23 ‡	EDSC110-F23 ‡	
	1	3-Way	EDS110-F3W3 ‡	EDSC110-F3W3 ‡	
<b>2-Gang</b>					
<b>20 Amp — 120-277 Vac †</b>					
	1/2	1-Pole	EDS250-F1	EDSC250-F1	
	1/2	2-Pole	—	EDSC250-F2	
	1/2	3-Way	—	EDSC250-F3W	
	1/2	4-Way	—	EDSC250-F4W ‡	
<b>Dead-End</b>	3/4	1-Pole	EDS275-F1	EDSC275-F1	
	3/4	2-Pole	—	EDSC275-F2	
	3/4	3-Way	EDS275-F3W	EDSC275-F3W	
	3/4	4-Way	—	EDSC275-F4W ‡	
	1	1-Pole	EDS210-F1	EDSC210-F1	
	1	2-Pole	EDS210-F2	EDSC210-F2	
	1	3-Way	EDS210-F3W	EDSC210-F3W	
	1	4-Way	EDS210-F4W ‡	EDSC210-F4W ‡	
<b>Feed-Thru</b>					

† For aluminum backbox and cover, add suffix -A.  
 † 20 Amp — 1 HP at 120 Vac and 2 HP at 240 Vac.  
 \* 30 Amp — 2 HP at 120 Vac or 240 Vac.  
 ‡ Contains standard switch and sealing chamber.

◆ Shaded area indicates items suitable for Class I, Group B, as well as Class I, Groups C and D; Class II, Groups E, F, G; and Class III.

Controls

CONTROLS: HAZARDOUS LOCATION CONTROL STATIONS AND SWITCHES