

Cable Gland Accessories and Tools

Description	Box Quantity	Catalog Number	Description	Box Quantity	Catalog Number
-------------	--------------	----------------	-------------	--------------	----------------

Locknuts – Nickel Plated Brass

- Brass locknuts are recommended for use in securing brass cable glands to a gland plate or into equipment.



M16	100	16LN5	050NPT	100	050NPTLN5
M20	100	20LN5	075NPT	100	075NPTLN5
M25	100	25LN5	100NPT	50	100NPTLN5
M32	50	32LN5	125NPT	50	125NPTLN5
M40	50	40LN5	150NPT	10	150NPTLN5
M50	10	50LN5	200NPT	5	200NPTLN5
M63	5	63LN5	250NPT	5	250NPTLN5
M75	5	75LN5	300NPT	1	300NPTLN5
M90	1	90LN5	350NPT	1	350NPTLN5
M100	1	100LN5	–	–	–

Earth Tags – Pear (Nickel Plated Brass)

- Installed between the cable gland and equipment. Provide an earth bond connection as specified in BS 6121 : Part 5 : 1993.



M16	100	16ET5	050NPT	100	050NPTET5
M20	100	20ET5	075NPT	100	075NPTET5
M25	100	25ET5	100NPT	50	100NPTET5
M32	50	32ET5	125NPT	50	125NPTET5
M40	50	40ET5	150NPT	10	150NPTET5
M50	10	50ET5	200NPT	5	200NPTET5
M63	5	63ET5	250NPT	5	250NPTET5
M75	5	75ET5	300NPT	1	300NPTET5
M90	1	90ET5	350NPT	1	350NPTET5
M100	1	100ET5	–	–	–

Entry Thread Seals – Sealing (IP) Washers

- It is essential to maintain the integrity of the degree of IP protection for which explosionproof equipment have been rated. The need for a sealing washer will depend on the IP rating, code of protection and the type of entry holes available within that equipment (e.g. for Ex e apparatus or terminal boxes which are permitted to have untapped through clearance holes it is necessary to fit a sealing washer to ensure that the minimum IP54 requirement is met). Other equipment with tapped entry holes may not require a sealing washer to maintain the rated integrity of the installation.
- Entry thread sealing washers are produced in 2mm thick white nylon as standard which are recommended and meet the specified requirements of Shell's Offshore operations.
- To verify the effectiveness of the nylon entry sealing washers, independent 3rd party tests to BS EN 60529:1992 have been conducted on certain cable gland types at IP66, IP67 and IP68 levels of protection. Documentation of these high standard tests is available upon request.



M16	1000	16ETS2	050NPT	100	050NPTETS
M20	1000	20ETS2	075NPT	100	075NPTETS
M25	1000	25ETS2	100NPT	50	100NPTETS
M32	500	32ETS2	125NPT	50	125NPTETS
M40	200	40ETS2	150NPT	10	150NPTETS
M50	200	50ETS2	200NPT	5	200NPTETS
M63	100	63ETS2	250NPT	5	250NPTETS
M75	100	75ETS2	300NPT	1	300NPTETS
M90	10	90ETS2	350NPT	1	350NPTETS
M100	10	100ETS2	–	–	–


Cable Gland Accessories and Tools


NEC/CEC CLASS/ZONE AND ATEX/IECEX/NBR IEC ZONE 1 RATED CABLE GLANDS

Fittings

Serrated Washers – Stainless Steel


- Available in plated steel or stainless steel as standard, these “shake-proof” serrated washers fitted internally to the equipment and before a locknut act as an anti-vibration device to prevent the gland and locknut arrangement from inadvertently loosening in service.


	Metric Thread	Catalog Number	Box Quantity	NPT	Catalog Number	Box Quantity
	M16	16SW4	500	—	—	—
	M20	20SW4	500	1/2	050NPTSW4	100
	M25	25SW4	500	3/4	075NPTSW4	100
	M32	32SW4	200	1	100NPTSW4	50
	M40	40SW4	100	1-1/4	125NPTSW4	50
	M50	50SW4	100	1-1/2	150SPTNW4	10
	M63	63SW4	50	2	200NPTSW4	5
	M75	75SW4	50	2-1/2	250NPTSW4	5
	M90	90SW4	10	3	300NPTSW4	1
	M100	100SW4	10	3-1/2	350NPTSW4	1

	Metric Thread	NPT	Dimensions mm (in)		Weight kg (lbs)
			B	C	
	M16	—	19 (0.75)	25.4 (1.0)	01 (02)
	M20	1/2	24 (0.94)	32 (1.26)	01 (02)
	M25	3/4	33 (1.30)	40 (1.57)	01 (02)
	M32	1	42 (1.65)	44 (1.73)	01 (02)
	M40	1-1/4	55 (2.17)	59 (2.32)	02 (04)
	M50	1-1/2	65 (2.56)	80 (3.15)	02 (04)
	M63	2	70 (2.76)	100 (3.94)	06 (0.13)
	M75	2-1/2	85 (3.35)	112 (4.41)	09 (0.20)
	M90	3	100 (3.94)	120 (4.72)	0.11 (0.24)
	M100	3-1/2	110 (4.33)	150 (5.91)	0.16 (0.35)

Cable Gland Accessories and Tools

For Cable Entries

	Cable Gland Size	Catalog Number
	2016	2016LSW
	20S	20SLSW
	20	20LSW
	25S and 25	25LSW
	32	32LSW
	40	40LSW
	50S	50SLSW
	50	50LSW
	63S	63SLSW
	63	63LSW
	75S	75SLSW
	75	75LSW
	90	90LSW
	100	100LSW

	Cable Gland Size	E1FW – E2FW E1FX – E2FX T3	A2F	PX	PX2K
	20/16	PVC02	PVC02	PVC02	PVC06
	20S	PVC04	PVC04	PVC04	PVC06
	20	PVC06	PVC05	PVC05	PVC06
	25S	PVC09	PVC09	PVC09	PVC09
	25	PVC09	PVC09	PVC09	PVC09
	32	PVC11	PVC10	PVC10	PVC11
	40	PVC15	PVC13	PVC13	PVC15
	50S	PVC18	PVC14	PVC15	PVC18
	50	PVC21	PVC17	PVC18	PVC21
	63S	PVC23	PVC20	PVC21	PVC23
	63	PVC25	PVC22	PVC23	PVC25
	75S	PVC28	PVC24	PVC24	PVC28
	75	PVC30	PVC26	PVC26	PVC30
	90	PVC32	PVC31	PVC31	PVC32
100	—	PVC32	—	—	