

Mercmaster™ III HID 50–250 Watt Luminaires




50 W, 70 W, 100 W, 150 W HPS

High Reactance, High Power Factor (min. P.F. 90%). Heat-Resistant Prismatic Glass Globe or Closed Prismatic Glass Refractor. Mogul Base Lamps.

Class I, Division 2, Groups A, B, C, D
Class I, Zone 2, AEx nA nR IIC (Z2)
Class I, Zone 2, Ex nR IIC (Z) ¹
Class I, Zone 2, AEx nR IIC (ZB)

Class II, Division 1 and 2, Groups E, F, G
Class III
Simultaneous Exposure (Class I, Division 2/
Class II, Division 1)

Fixtures Outside Type (Salt Water)
Type 4X
IP66

Lamp Type	Lamp Watts	Hub Size (Inches)	Catalog Numbers ³ ⁴ ⁵ with Type V 8" Refractor		
			with Globe	or G3 Globe ²	
Pendant — One Hub, Rigid Mounting ¹					
	HPS	50	3/4 1	KPAL5075 KPAL5010	KPAL5075J5 KPAL5010J5
	HPS	70	3/4 1	KPAL7075 KPAL7010	KPAL7075J5 KPAL7010J5
	HPS	100	3/4 1	KPAL1075 KPAL1010	KPAL1075J5 KPAL1010J5
	HPS	150	3/4 1	KPAL1575 KPAL1510	KPAL1575J5 KPAL1510J5
Pendant Cone — One Hub, Rigid Mounting					
	HPS	50	3/4 1	KPCHL5075 KPCHL5010	KPCHL5075J5 KPCHL5010J5
	HPS	70	3/4 1	KPCHL7075 KPCHL7010	KPCHL7075J5 KPCHL7010J5
	HPS	100	3/4 1	KPCHL1075 KPCHL1010	KPCHL1075J5 KPCHL1010J5
	HPS	150	3/4 1	KPCHL1575 KPCHL1510	KPCHL1575J5 KPCHL1510J5
Ceiling — Five Hubs, Four Close-Up Plugs					
	HPS	50	3/4 1	KPCL5075 KPCL5010	KPCL5075J5 KPCL5010J5
	HPS	70	3/4 1	KPCL7075 KPCL7010	KPCL7075J5 KPCL7010J5
	HPS	100	3/4 1	KPCL1075 KPCL1010	KPCL1075J5 KPCL1010J5
	HPS	150	3/4 1	KPCL1575 KPCL1510	KPCL1575J5 KPCL1510J5

¹ For Flexible Pendant Mount, change **A** to **F** in catalog number (except 50 W HPS).

² To order fixtures with large globe change **J5** to **G3**; for fixture with NEMA Type I or NEMA Type III refractor, change final digit **5** in catalog number to **1** or **3**.

³ Add the following voltage and frequency designation before **Z2** suffix:

Lamp Type	Lamp Watts	Voltage Suffixes												
		MT	5MT	48	125	225	226	235	245	C2 ¹	C3 ¹	C6 ¹	C7 ¹	TT ¹
HPS	50	X	—	—	—	X	X	—	X	—	—	—	—	X
HPS	70	X	—	X	X	X	X	—	X	—	—	—	—	X
HPS	100	X	—	X	X	X	X	—	X	—	—	X	X	X
HPS	150	X	—	X	X	X	X	—	X	—	—	X	X	X
PSMH	70	X	—	X	X	X	—	—	X	—	—	—	—	X
PSMH	100	X	—	X	X	X	—	—	X	—	—	—	—	X
PSMH	150	X	—	X	X	X	—	—	X	—	—	—	—	X
PSMH	175	X	X	X	—	—	—	—	—	—	—	—	—	X
PSMH	200	X	—	X	—	—	—	—	—	—	—	—	—	X
PSMH	250	X	—	—	—	—	—	—	—	—	—	—	—	X
MH ¹	175	X	—	—	X	X	—	—	X	X	X	X	X	X
MH ¹	250	X	—	—	X	X	—	—	X	X	X	X	X	X

Voltages:

MT - 120/208/240/277 V 60 Hz

5MT - 120/208/240/277/480 V 60 Hz

48 - 480 V 60 Hz

125 - 120 V 50 Hz

225 - 225 V 50 Hz

226 - 220 V 60 Hz

235 - 230 V 50 Hz

245 - 240 V 50 Hz

C2 - 208 V 60 Hz, CWI ¹

C3 - 240 V 60 Hz, CWI ¹

C6 - 480 V 60 Hz, CWI ¹

C7 - 600 V 60 Hz, CWI ¹

TT - 120/277/347 V 60 Hz, CWA ¹

⁴ Add **-Z2** suffix for factory sealed non-sparking/restricted breathing protection (AEx nA nR). Add **-ZB** suffix for restricted breathing protection (AEx nR).

⁵ For fixtures with guards, add letter **G** before adding voltage designation.

¹ CSA Certification only.