

EY 25% ^o Fill Vertical and Horizontal Conduit Sealing Fittings for Close Turning Radius










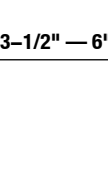
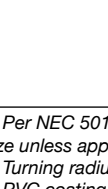
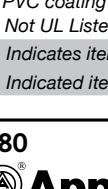
Explosionproof, Dust-Ignitionproof, Raintight

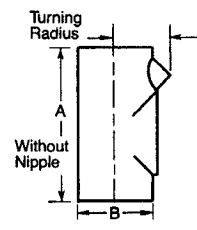
UNILETS[®] for Use with Threaded Rigid Metal Conduit and IMC.

Class I, Division 1 and 2 Groups A \diamond , B \blacklozenge , C, D
 Class II, Division 1 and 2 Groups E, F, G
 Class III

Fittings

FITTINGS: HAZARDOUS SEALING FITTINGS

	Trade Size (Inches)	Inches/Millimeters			Kwiko [®] A Cement Required Ounces/Grams	Catalog Number	
		A (Length)	B (Width)	Turning Radius $\text{\textcircled{2}}$		Malleable Iron	Almag 35 Aluminum
Female							
	1/2	3.50/88.9	1.19/30.2	1.06/26.9	1.00/28.4	EYF-50 $\diamond \text{\textcircled{3}}$	EYF-50AL $\diamond \text{\textcircled{3}}$
	3/4	3.50/88.9	1.38/35.0	1.19/30.2	2.00/56.7	EYF-75 $\diamond \text{\textcircled{3}}$	EYF-75AL $\diamond \text{\textcircled{3}}$
	1	4.25/107.9	1.75/44.4	1.38/35.0	4.00/113.4	EYF-100 $\diamond \text{\textcircled{3}}$	EYF-100AL $\diamond \text{\textcircled{3}}$
	1-1/4	4.94/125.4	2.00/50.8	1.75/44.4	7.00/198.4	EYF-125 $\blacklozenge \text{\textcircled{3}}$	EYF-125AL $\text{\textcircled{3}}$
	1-1/2	5.50/139.7	2.38/60.4	2.06/52.3	13.00/368.5	EYF-150 $\blacklozenge \text{\textcircled{3}}$	EYF-150AL $\text{\textcircled{3}}$
	2	6.13/155.7	2.88/73.1	2.31/58.6	22.00/623.7	EYF-200 $\blacklozenge \text{\textcircled{3}}$	EYF-200AL $\text{\textcircled{3}}$
	2-1/2	7.50/190.5	3.38/85.8	2.69/68.3	36.00/1020.6	EYF-250 $\blacklozenge \text{\textcircled{3}}$	EYF-250AL $\text{\textcircled{3}}$
	3	8.13/206.5	4.13/104.9	3.13/79.5	61.00/1729.3	EYF-300 $\blacklozenge \text{\textcircled{3}}$	EYF-300AL $\text{\textcircled{3}}$
	3-1/2	8.94/227.0	4.75/120.6	3.44/87.3	89.00/2523.1	EYF-350 \blacklozenge	EYF-350AL
	4	9.38/238.2	5.13/130.3	3.69/93.7	114.00/3231.8	EYF-400 $\blacklozenge \text{\textcircled{3}}$	EYF-400AL $\text{\textcircled{3}}$
	5	10.81/274.5	6.25/158.7	4.69/119.1	202.00/5726.6	EYF-500 $\text{\textcircled{4}}$	—
	6	11.81/299.9	7.31/185.6	5.38/136.6	230.00/6520.4	EYF-600 $\text{\textcircled{4}}$	—
Male/Female (Removable Male Nipple)							
	1/2	3.50/88.9	1.19/30.2	1.06/26.9	1.00/28.4	EYM-50 $\diamond \text{\textcircled{3}}$	EYM-50AL $\diamond \text{\textcircled{3}}$
	3/4	3.50/88.9	1.38/35.0	1.19/30.2	2.00/56.7	EYM-75 $\diamond \text{\textcircled{3}}$	EYM-75AL $\diamond \text{\textcircled{3}}$
	1	4.25/107.9	1.75/44.4	1.38/35.0	4.00/113.4	EYM-100 $\diamond \text{\textcircled{3}}$	EYM-100AL $\diamond \text{\textcircled{3}}$
	1-1/4	4.94/125.4	2.00/50.8	1.75/44.4	7.00/198.4	EYM-125 $\blacklozenge \text{\textcircled{3}}$	EYM-125AL $\text{\textcircled{3}}$
	1-1/2	5.50/139.7	2.38/60.4	2.06/52.3	13.00/368.5	EYM-150 $\blacklozenge \text{\textcircled{3}}$	EYM-150AL $\text{\textcircled{3}}$
	2	6.13/155.7	2.88/73.1	2.31/58.6	22.00/623.7	EYM-200 $\blacklozenge \text{\textcircled{3}}$	EYM-200AL $\text{\textcircled{3}}$
	2-1/2	7.50/190.5	3.38/85.8	2.69/68.3	36.00/1020.6	EYM-250 $\blacklozenge \text{\textcircled{3}}$	EYM-250AL $\text{\textcircled{3}}$
	3	8.13/206.5	4.13/104.9	3.13/79.5	61.00/1729.3	EYM-300 $\blacklozenge \text{\textcircled{3}}$	EYM-300AL $\text{\textcircled{3}}$
	3-1/2	8.94/227.0	4.75/120.6	3.44/87.3	89.00/2523.1	EYM-350 \blacklozenge	EYM-350AL
	4	9.38/238.2	5.13/130.3	3.69/93.7	114.00/3231.8	EYM-400 $\blacklozenge \text{\textcircled{3}}$	EYM-400AL $\text{\textcircled{3}}$
	5	10.81/274.5	6.25/158.7	4.69/119.1	202.00/5726.6	EYM-500 $\text{\textcircled{4}}$	—
	6	11.81/299.9	7.31/185.6	5.38/136.6	230.00/6520.4	EYM-600 $\text{\textcircled{4}}$	—



$\text{\textcircled{1}}$ Per NEC 501.15(C)(6), seals in Class I, Division 1 and 2 must be limited to conductor fill of 25% of cross sectional area of a rigid metal conduit of the same trade size unless approved for higher percentage fill. See 40% fill sealing fittings.
 $\text{\textcircled{2}}$ Turning radius with cover or plug removed.
 $\text{\textcircled{3}}$ PVC coating available on select sealing fittings. Add suffix -PVC to catalog number.
 $\text{\textcircled{4}}$ Not UL Listed. CSA Certified only.
 \diamond Indicates items in the shaded area which are UL Listed for Class I, Groups A, B, C, D; Class II, Groups E, F, G; and Class III.
 \blacklozenge Indicated items in the shaded area which are UL Listed for Class I, Groups B, C, D; Class II, Groups E, F, G; and Class III.