


# Contender® Series Switch Covers and Sealing Chamber/Switch Assemblies

## Explosionproof, Dust-Ignitionproof


Malleable Iron Body and Cover. Furnished with Internal Ground Screw.

Class I, Division 1, Groups C, D  
 Class I, Division 2, Group B♦, C, D  
 Class II, Division 1 and 2, Groups E, F, G  
 Class III

### Factory Sealed Front Cover/Chamber/Switch Assembly

|   | Switch Type | Catalog Number ❶        |                         |
|---|-------------|-------------------------|-------------------------|
|   |             | 20 Amp<br>120–277 Vac ❷ | 30 Amp<br>120–277 Vac ❸ |
|  | 1-Pole      | EDSF21Q ♦               | EDSF31Q                 |
|   | 2-Pole      | EDSF22Q ♦               | EDSF32Q                 |
|   | 3-Way       | EDSF23WQ ♦              | EDSF33WQ                |
|   | 4-Way       | EDSF24WQ                | —                       |

### Cover/Switch Assembly

|  | Switch Type | Front Cover Only | Catalog Number |                           |
|--|-------------|------------------|----------------|---------------------------|
|  |             |                  | EFSFR Switch ❹ | Factory Sealed LAB Switch |
|  | 1-Pole      | EDSF12           | EFSFR1Q        | LAB21                     |
|  | 2-Pole      | EDSF12           | EFSFR2Q        | LAB22                     |
|  | 3-Way       | EDSF34W          | EFSFR3WQ       | LAB23W                    |
|  | 4-Way       | EDSF34W          | EFSFR4WQ       | —                         |

### Front Cover Only




EFSFR  
Switch



Factory  
Sealed Switch  
Only

### Nameplate Mounting Bracket

Mount bracket between cover screws and cover. Do not mount bracket between ground joint flame path between cover and backbox.

| Description  | Catalog Number     |
|--|--------------------|
|  <p>Bracket with blank silver/black nameplate for Contender series</p> <p>To order bracket with control station, add suffix <b>-NPBRKT</b> to end of catalog number.</p> <p>To order engraved nameplates, add desired markings after catalog number. Maximum of 2 lines with 12 characters (including spaces) per line.</p> | <b>NPBRKT-CONT</b> |

- ❶ With sealing chamber.
- ❷ 20 Amp Switches 1 HP at 120 Vac and 2 HP at 240 Vac.
- ❸ 30 Amp Switches 2 HP at 120 Vac or 240 Vac.
- ❹ Requires the use of Code recognized sealing method as part of installation.
- ♦ Contains Factory Sealed Switch; no sealing chamber. Suitable for Class I, Division 2, Group B.