

Transition Couplings

For Rigid Metal Conduit and IMC to EMT or Flexible Metal Conduit

Type ETR

Features:

- Threaded RMC and IMC to compression EMT
- Concretetight
- NPT female hub

Material/Finish:

Malleable Iron/Zinc Plated

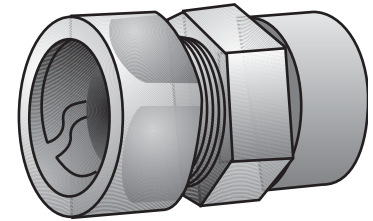
Third Party Certification:

 UL Listed: E-11853

Applicable Third Party Standards:

UL Standard: 514B
Fed. Spec: W-F-408E

Trade Size (inches)	Catalog Number	Dimensions in Inches	
		Length	Max Dia.
½	ETR-50	1½	1½
¾	ETR-75	1¾	1¾
1	ETR-100	1½	1¾
1¼	ETR-125	1¾	2¾
1½	ETR-150	1¾	2½
2	ETR-200	2¾	3



Type ETR

Type ESR

Features:

- Concretetight
- Set screw
- Threadless RMC and IMC to EMT

Material/Finish:

Malleable Iron/Zinc Plated

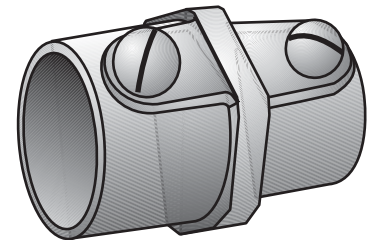
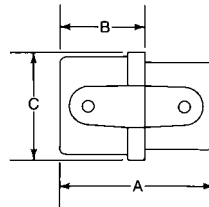
Third Party Certification:

 UL Listed: E-11853

Applicable Third Party Standards:

UL Standard: 514B
Fed. Spec: W-F-408E

Trade Size (inches)	Catalog Number	Dimensions in Inches		
		A	B	C
½	ESR-50	1¼	1¼	1¼
¾	ESR-75	2¼	1⅛	1½
1	ESR-100	2½	1¾	1¾



Type ESR

Type CB


Features:

- Threaded RMC and IMC to Flexible Metal Conduit
- NPT female hub

Material/Finish:

Malleable Iron, Zinc Plated

Third Party Certification:

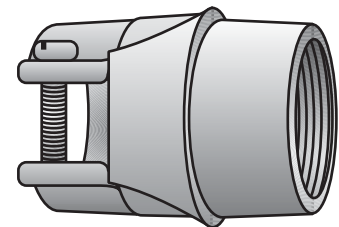
 UL Listed: E-11853

 CSA Certified: 009795

Applicable Third Party Standards:

UL Standard: 514B
CSA Standard: C22.2 No. 18
Fed. Spec: W-F-408E

Trade Size (inches)	Catalog Number	Dimensions in Inches		
		Length	Max Dia.	Flex. Range
½	CB-50	1½	1¼	25/32 - 15/16
¾	CB-75	1¾	1½	29/32 - 15/64
1	CB-100	1¾	1¾	13/32 - 17/16



Type CB