

Powertite® 200 and 400 Amp Mounting Boxes and Replacement Interiors

600 Vac, 250 Vdc, 50-400 Hz.

Plugs and Receptacles

PLUGS AND RECEPTACLES: ORDINARY LOCATION

200 Amp Mounting Boxes and Angle Adapter




Hub Size (Inches)	AJB	AJA	AJA200 (Angle Adapter Only)
1-1/2 NPT	—	AJA520	AJA200
2 NPT	AJB620	AJA620	AJA200
2-1/2 NPT	—	AJA720	AJA200
2-3/8 (Slip Hole)	AJB238	—	—

400 Amp Mounting Box and Angle Adapter



Hub Size (Inches)	AJAC *	AJA400 (Angle Adapter Only)
4	AJAC400	AJA400

200 Amp Interiors †



Grounding Style	Wire/Pole	Receptacle	Plug	Receptacle	Plug
Style 1 (Shell Only)	3W, 3P	ARI20033	API20033	—	—
	4W, 4P	ARI20044	API20044	—	—
Style 2 (Shell and Extra Pole)	2W, 3P	—	—	ARI20023	API20023
	3W, 4P	—	—	ARI20034	API20034

400 Amp Interiors †



Wire Recess Dia. (Inches)	Grounding Style	Wire/Pole	Receptacle	Plug	Receptacle	Plug
.84	Style 1 (Shell Only)	3W, 3P	ARI40033	API40033	—	—
		4W, 4P	ARI40044	API40044	—	—
	Style 2 (Shell and Extra Pole)	2W, 3P	—	—	ARI40023	API40023
		3W, 4P	—	—	ARI40034	API40034
1.25	Style 1 (Shell Only)	3W, 3P	ARI40133	API40133	—	—
		4W, 4P	ARI40144	API40144	—	—
	Style 2 (Shell and Extra Pole)	2W, 3P	—	—	ARI40123	API40123
		3W, 4P	—	—	ARI40134	API40134

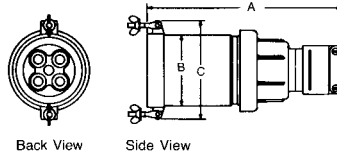
* Has feed-thru 4" tapped openings. Supplied with one 4" to 3" reducer and one 4" close-up plug.

† Pins and sleeves are not sold separately.

Powertite® 200 Amp Connector, Plug and Adapter Dimensions

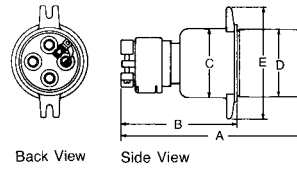
600 Vac, 250 Vdc, 50-400 Hz.

Connector Body



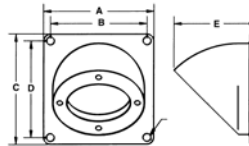
No. Poles	Dimensions in Inches/Millimeters		
	A	B	C
3	13.00/330.2	4.19/106.4	5.38/136.6
4	13.00/330.2	4.56/115.8	5.75/146.0

Plug



No. Poles	Dimensions in Inches/Millimeters				
	A	B	C	D	E
3	11.94/303.2	7.81/198.3	3.81/96.7	3.75/95.2	6.44/163.5
4	11.94/303.2	7.81/198.3	4.19/106.4	4.13/104.95	6.81/172.9

AJA200 Angle Adapter



Dimensions in Inches/Millimeters				
A	B	C	D	E
8.0/203.2	7.0/177.8	8.0/203.2	7.0/177.8	6.0/152.4

Plugs and Receptacles

PLUGS AND RECEPTACLES: ORDINARY LOCATION