

45° and 90° Elbows







Explosionproof, Dust-Ignitionproof

UNILETS® for Use with Threaded Rigid Metal Conduit and IMC.

Class I, Division 1 and 2 Groups A◇, B◇, C, D
 Class II, Division 1 and 2 Groups E, F, G
 Class III

Fittings

FITTINGS: HAZARDOUS CONDUIT FITTINGS

NPT Threads	Size (Inches)	Inches/Millimeters Dimensions (A)	Catalog Number	
			Malleable Iron	Aluminum
45° Female Elbows				
	1/2	1.19/30.2	ELF45-50 ◇ ‡	ELF45-50-A ◇ ‡
	3/4	1.31/33.3	ELF45-75 ◇ ‡	ELF45-75-A ◇ ‡
	1	1.56/39.7	ELF45-100 ‡	—
	1-1/4	1.69/42.9	ELF45-125 ‡	—
	1-1/2	2.00/50.8	ELF45-150 ‡	ELF45-150-A ‡
	2	2.25/57.2	ELF45-200 ‡	—
90° Female Elbows				
	1/2	1.50/38.1	ELF90-50 ◇ ‡	ELF90-50-A ◇ ‡
	3/4	1.69/42.9	ELF90-75 ◇ ‡	ELF90-75-A ◇ ‡
	1	1.81/46.0	ELF90-100 ◇ ‡	ELF90-100-A ◇ ‡
	1-1/4	2.06/52.4	ELF90-125 ‡	ELF90-125-A ‡
90° Male and Female Elbows				
	1/2	1.50/38.1	ELMF90-50 ◇	ELMF90-50-A ◇
	3/4	1.69/42.9	ELMF90-75 ◇	ELMF90-75-A ◇
	1	1.81/46.0	ELMF90-100	ELMF90-100-A
	1-1/4	2.06/52.4	ELMF90-125	—
90° Male Elbows				
	1/2	1.50/38.1	ELM90-50 ◇	ELM90-50-A ◇
	3/4	1.69/42.9	ELM90-75 ◇	ELM90-75-A ◇
	1	1.88/47.6	ELM90-100	—
	1/2	1.75/44.5	ELMFL90-50 ◇	ELMFL90-50-A ◇
	3/4	2.25/57.2	ELMFL90-75 ◇	ELMFL90-75-A ◇
	1	2.63/66.7	ELMFL90-100 ◇	ELMFL90-100-A ◇
	1-1/4	3.31/84.1	ELMFL90-125	—
	1-1/2	3.50/88.9	ELMFL90-150	—
	2	4.00/101.6	ELMFL90-200	—
	Flexible/Swivel Elbows — Full 360°			
	Class I, Group D; Class II, Groups E, F, G; and Class III.			
	1/2	3.75/95.3	UNAF50	—
	3/4	4.38/111.1	UNAF75	—
1	5.00/127.0	UNAF100	—	

‡ PVC coating available on select unions. Add suffix **-PVC** to catalog number.

◇ Indicates items in the shaded area which are UL Listed for Class I, Groups A, B, C, D; Class II, Groups E, F, G; and Class III.