





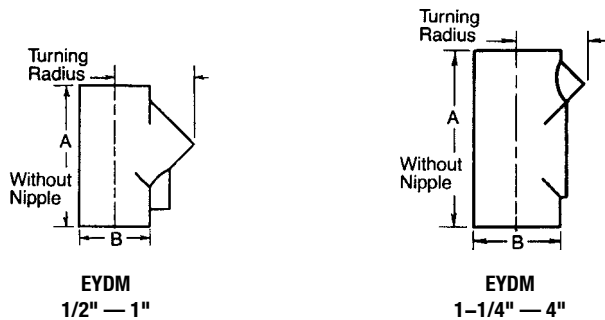
EYDM 25% * Fill Vertical Conduit Drain Sealing Fittings for Close Turning Radius

Explosionproof, Dust-Ignitionproof, Raintight

UNILETS® for Use with Threaded Rigid Metal Conduit and IMC.

Class I, Division 1 and 2 Groups B♦, C, D
Class II, Division 1 and 2 Groups E, F, G
Class III

	Trade Size (Inches)	Inches/Centimeters			Kwiko® A Cement Required Ounces/Grams	Catalog Number ‡	
		A (Length)	B (Width)	Turning Radius †		Malleable Iron	Almag 35 Aluminum
EYDM Vertical Conduit Drain Seals for Close Turning Radius (25% fill) ‡							
Male/Female (Removable Male Nipple)							
	1/2" — 1"	3.63/9.2	1.38/3.5	1.94/4.9	2.00/56.7	EYDM-50 ♦	EYDM-50AL
	3/4	3.63/9.2	1.38/3.5	1.94/4.9	2.00/56.7	EYDM-75 ♦	EYDM-75AL
	1	4.06/10.3	1.56/4.0	2.06/5.2	3.00/85.1	EYDM-100 ♦	EYDM-100AL
	1-1/4	4.94/12.5	2.00/5.1	1.75/4.5	7.00/198.4	EYDM-125 ♦	EYDM-125AL
	1-1/2	5.50/14.0	2.38/6.0	2.06/5.2	13.00/368.5	EYDM-150 ♦	EYDM-150AL
	2	6.13/15.6	2.88/7.3	2.31/5.9	22.00/623.7	EYDM-200 ♦	EYDM-200AL
	2-1/2	7.50/19.1	3.38/8.6	2.69/6.8	36.00/1020.6	EYDM-250 ♦	EYDM-250AL
	3	8.13/20.6	4.13/10.5	3.13/7.9	61.00/1729.3	EYDM-300 ♦	EYDM-300AL
	3-1/2	8.94/22.7	4.75/12.1	3.44/8.7	89.00/2523.1	EYDM-350 ♦	EYDM-350AL
	4	9.38/23.8	5.13/13.0	3.69/9.4	114.00/3231.8	EYDM-400 ♦	EYDM-400AL



* Per NEC 501.15(C)(6), seals in Class I, Division 1 and 2 must be limited to conductor fill of 25% of cross sectional area of a rigid metal conduit of the same trade size unless approved for higher percentage fill. See 40% fill sealing fittings.

† Turning radius with cover or plug removed.

‡ PVC coating available on select sealing fittings. Add suffix **-PVC** to catalog number.

♦ Indicated items in the shaded area which are UL Listed for Class I, Groups B, C, D; Class II, Groups E, F, G; and Class III.