



EY 40% Fill Expanded Fill Sealing Fittings for Close Turning Radius

Explosionproof, Dust-Ignitionproof, Raintight

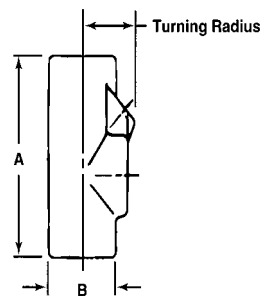
UNILETS® for Use with Threaded Rigid Metal Conduit and IMC.

Class I, Division 1 and 2 Groups A◇, B◆, C, D
 Class II, Division 1 and 2 Groups E, F, G
 Class III

| | Trade Size (Inches) | Inches/Millimeters | | | Kwiko® A Cement Required Ounces/Grams | Catalog Number ‡ | |
|---|---------------------|--------------------|------------|------------------|---------------------------------------|------------------|-------------------|
| | | A (Length) | B (Width) | Turning Radius † | | Malleable Iron | Almag 35 Aluminum |
| EYSEF Female 1/2"-4" Vertical and Horizontal Conduit Seals for Close Turning Radius | | | | | | | |
|  <p>1/2" — 3/4" 1" — 2-1/2" 3" — 4"</p> | 1/2 | 3.69/93.7 | 1.50/38.1 | 1.25/31.7 | 2.00/56.8 | EYSEF50 ◇ | EYSEF50AL ◇ |
| | 3/4 | 4.31/109.4 | 1.75/44.4 | 1.38/35.0 | 4.00/113.5 | EYSEF75 ◇ | EYSEF75AL ◇ |
| | 1 | 5.06/128.5 | 2.19/55.6 | 1.75/44.4 | 7.00/198.6 | EYSEF100 ◆ | EYSEF100AL ◆ |
| | 1-1/4 | 5.50/139.7 | 2.44/61.9 | 2.06/52.3 | 13.00/368.9 | EYSEF125 ◆ | EYSEF125AL ◆ |
| | 1-1/2 | 6.25/158.7 | 3.00/76.2 | 2.31/58.6 | 22.00/624.3 | EYSEF150 ◆ | EYSEF150AL |
| | 2 | 7.50/190.5 | 3.50/88.9 | 2.63/66.8 | 36.00/1,021.5 | EYSEF200 ◆ | EYSEF200AL |
| | 2-1/2 | 8.50/215.9 | 4.25/107.9 | 3.00/76.2 | 61.00/1,730.9 | EYSEF250 ◆ | EYSEF250AL |
| | 3 | 9.19/233.4 | 4.75/120.6 | 3.31/84.0 | 89.00/2,525.4 | EYSEF300 ◆ | EYSEF300AL |
| | 3-1/2 | 9.75/247.6 | 5.25/133.3 | 3.59/91.1 | 114.00/3,234.8 | EYSEF350 ◆ | EYSEF350AL |
| | 4 | 11.06/280.9 | 6.50/165.1 | 4.22/107.1 | 202.00/5,726.6 | EYSEF400 | EYSEF400AL |
| EYDEF Female 1/2"-4" Vertical Drain Seals for Close Turning Radius | | | | | | | |
|  <p>1/2" — 3/4" 1" — 2-1/2" 3" — 4"</p> | 1/2 | 3.69/93.7 | 1.50/38.1 | 1.25/31.7 | 4.00/113.5 | EYDEF50 ◆ | EYDEF50AL ◆ |
| | 3/4 | 4.31/109.4 | 1.75/44.4 | 1.38/35.0 | 6.00/170.3 | EYDEF75 ◆ | EYDEF75AL ◆ |
| | 1 | 5.06/128.5 | 2.19/55.6 | 1.75/44.4 | 7.00/198.6 | EYDEF100 ◆ | EYDEF100AL ◆ |
| | 1-1/4 | 5.50/139.7 | 2.44/61.9 | 2.06/52.3 | 13.00/368.9 | EYDEF125 ◆ | EYDEF125AL ◆ |
| | 1-1/2 | 6.25/158.7 | 3.00/76.2 | 2.31/58.6 | 22.00/624.3 | EYDEF150 ◆ | EYDEF150AL |
| | 2 | 7.50/190.5 | 3.50/88.9 | 2.63/66.8 | 36.00/1,021.5 | EYDEF200 ◆ | EYDEF200AL |
| | 2-1/2 | 8.50/215.9 | 4.25/107.9 | 3.00/76.2 | 61.00/1,730.9 | EYDEF250 ◆ | EYDEF250AL |
| | 3 | 9.19/233.4 | 4.75/120.6 | 3.31/84.0 | 89.00/2,525.4 | EYDEF300 ◆ | EYDEF300AL |
| | 3-1/2 | 9.75/247.6 | 5.25/133.3 | 3.59/91.1 | 114.00/3,234.8 | EYDEF350 ◆ | EYDEF350AL |
| | 4 | 11.06/280.9 | 6.50/165.1 | 4.22/107.1 | 202.00/5,726.6 | EYDEF400 | EYDEF400AL |

Fittings

FITTINGS: HAZARDOUS SEALING FITTINGS



† Turning radius with cover or plug removed.

‡ PVC coating available on select sealing fittings. Add suffix **-PVC** to catalog number.

◇ Indicates items in the shaded area which are UL Listed for Class I, Groups A, B, C, D; Class II, Groups E, F, G; and Class III.

◆ Indicated items in the shaded area which are UL Listed for Class I, Groups B, C, D; Class II, Groups E, F, G; and Class III.