

GR Conduit Outlet Boxes








Explosionproof, Dust-Ignitionproof

UNILETS® for use with Threaded Metal Conduit. Furnished with Internal Ground Screw and O-Ring.

Class I, Division 1 and 2, Groups B♦, C, D
 Class II, Division 1 and 2, Groups E, F, G
 Class III
 NEMA 3, 4

Enclosures and Junction Boxes

ENCLOSURES AND JUNCTION BOXES: HAZARDOUS LOCATION CONDUIT OUTLET BOXES

| Hub Type | Conduit Size (Inches) | Cover Opening Inches/Millimeters | Volume Capacity in ³ /dm ³ | Form Number ^③ | Catalog Number ^① | |
|---|-----------------------|----------------------------------|--|--------------------------|--|-----------------------------------|
| | | | | | Malleable Iron ^② Body With Aluminum Cover | Aluminum Body with Aluminum Cover |
|  | 1/2 | 3.38/85.9 | 18.0/29 | 1 | GRE50 | GRE50-A |
| | 3/4 | 3.38/85.9 | 18.0/29 | 1 | GRE75 | GRE75-A |
| | 1 | 3.38/85.9 | 18.0/29 | 1 | GRE100 | GRE100-A |
| | 1-1/4 | 3.94/100.1 | 31.0/51 | 2 | GRE125 | GRE125-A |
| | 1-1/2 | 4.88/124.0 | 72.0/1.18 | 3 | GRE150 | GRE150-A |
|  | 1/2 | 3.38/85.9 | 18.0/29 | 1 | GRC50 | GRC50-A |
| | 3/4 | 3.38/85.9 | 18.0/29 | 1 | GRC75 | GRC75-A |
| | 1 | 3.38/85.9 | 18.0/29 | 1 | GRC100 | GRC100-A |
| | 1-1/4 | 3.94/100.1 | 31.0/51 | 2 | GRC125 | GRC125-A |
| | 1-1/2 | 4.88/124.0 | 72.0/1.18 | 3 | GRC150 | GRC150-A |
| | 2 | 4.88/124.0 | 76.0/1.25 | 3 | GRC200 | GRC200-A |
|  | 1/2 | 3.38/85.9 | 18.0/29 | 1 | GRL50 | GRL50-A |
| | 3/4 | 3.38/85.9 | 18.0/29 | 1 | GRL75 | GRL75-A |
| | 1 | 3.38/85.9 | 18.0/29 | 1 | GRL100 | GRL100-A |
| | 1-1/4 | 3.94/100.1 | 31.0/51 | 2 | GRL125 | GRL125-A |
| | 1-1/2 | 4.88/124.0 | 72.0/1.18 | 3 | GRL150 | GRL150-A |
| | 2 | 4.88/124.0 | 76.0/1.25 | 3 | GRL200 | GRL200-A |
|  | 1/2 | 3.38/85.9 | 18.0/29 | 1 | GRLB50 | GRLB50-A |
| | 3/4 | 3.38/85.9 | 18.0/29 | 1 | GRLB75 | GRLB75-A |
| | 1 | 3.38/85.9 | 18.0/29 | 1 | GRLB100 | GRLB100-A |
| | 1-1/4 | 3.94/100.1 | 31.0/51 | 2 | GRLB125 | GRLB125-A |
| | 1-1/2 | 4.88/124.0 | 72.0/1.18 | 3 | GRLB150 | GRLB150-A |
| | 2 | 4.88/124.0 | 76.0/1.25 | 3 | GRLB200 | GRLB200-A |
|  | 1/2 | 3.38/85.9 | 18.0/29 | 1 | GRN50 | GRN50-A |
| | 3/4 | 3.38/85.9 | 18.0/29 | 1 | GRN75 | GRN75-A |
| | 1 | 3.38/85.9 | 18.0/29 | 1 | GRN100 | GRN100-A |
| | 1-1/4 | 3.94/100.1 | 31.0/51 | 2 | GRN125 | GRN125-A |
| | 1-1/2 | 4.88/124.0 | 72.0/1.18 | 3 | GRN150 | GRN150-A |
|  | 1/2 | 3.38/85.9 | 18.0/29 | 1 | GRT50 | GRT50-A |
| | 3/4 | 3.38/85.9 | 18.0/29 | 1 | GRT75 | GRT75-A |
| | 1 | 3.38/85.9 | 18.0/29 | 1 | GRT100 | GRT100-A |
| | 1-1/4 | 3.94/100.1 | 31.0/51 | 2 | GRT125 | GRT125-A |
| | 1-1/2 | 4.88/124.0 | 72.0/1.18 | 3 | GRT150 | GRT150-A |
| | 2 | 4.88/124.0 | 76.0/1.25 | 3 | GRT200 | GRT200-A |
|  | 1/2 | 3.38/85.9 | 18.0/29 | 1 | GRX50 | GRX50-A |
| | 3/4 | 3.38/85.9 | 18.0/29 | 1 | GRX75 | GRX75-A |
| | 1 | 3.38/85.9 | 18.0/29 | 1 | GRX100 | GRX100-A |
| | 1-1/4 | 3.94/100.1 | 31.0/51 | 2 | GRX125 | GRX125-A |
| | 1-1/2 | 4.88/124.0 | 72.0/1.18 | 3 | GRX150 | GRX150-A |
| | 2 | 4.88/124.0 | 76.0/1.25 | 3 | GRX200 | GRX200-A |

♦ In Class I, Division 1, Group B atmospheres, all conduit runs must have a sealing fitting (not supplied) field-installed adjacent to the enclosure.

① Other covers available—see GR and GRF Conduit Outlet Box Covers page. Order separately.

② For malleable iron body and cover, add suffix **-M**.

③ Form number designates body and matching cover sizes. To order body without cover, add suffix **-LC** to catalog number.

④ PVC coating available, add suffix **-PVC** to catalog number.