




# EDS Switch Covers and Sealing Chamber/Switch Assemblies

## Explosionproof, Dust-Ignitionproof


Malleable Iron Body and Cover. Furnished with Internal Ground Screw.

Class I, Division 1 and 2, Groups C, D  
 Class II, Division 1 and 2, Groups E, F, G  
 Class III  
 NEMA 7CD, 9EFG

### Factory Assembled Switch Assembly

	Switch Type	Catalog Number			
		20 Amp, 120–277 Vac <sup>†</sup>		30 Amp, 120–277 Vac <sup>^</sup>	
		Malleable Iron	Aluminum	Malleable Iron	Aluminum
 <p><b>Front Cover</b></p>	1-Pole	EDKF21-Q †	EDKF21-AQ †	EDKF31-Q ‡	EDKF31-AQ ‡
	2-Pole	EDKF22-Q †	EDKF22-AQ †	EDKF32-Q ‡	EDKF32-AQ ‡
	3-Way	EDKF23W-Q †	EDKF23W-AQ †	EDKF33W-Q ‡	EDKF33W-AQ ‡
	4-Way	EDKF24W-Q ‡	EDKF24W-AQ ‡	—	—
 <p><b>Rocker Cover/Chamber</b></p>	1-Pole	EDK-R21-Q †		EDK-R31-Q ‡	
	2-Pole	EDK-R22-Q †		EDK-R32-Q ‡	
	3-Way	EDK-R23W-Q †		EDK-R33W-Q ‡	
	4-Way	EDK-R24W-Q ‡		—	
 <p><b>Factory Sealed Switch Only</b></p>	1-Pole	LAB21		—	
	2-Pole	LAB22		—	
	3-Way	LAB23W		—	

### Nameplate Mounting Bracket

Description	Catalog Number
 <p>Bracket with blank silver/black nameplate for EFDB series</p> <p>To order bracket with control station, add suffix <b>-NPBRKT</b> to end of catalog number.</p> <p>To order engraved nameplates, add desired markings after catalog number. Maximum of 2 lines with 12 characters (including spaces) per line.</p> <p><i>Note: Mount bracket between cover screws and cover. Do not mount bracket between ground joint flame path between cover and backbox.</i></p>	<b>NPBRKT-EFDB</b>

† 20 Amp Switches 1 HP at 120 Vac and 2 HP at 240 Vac.  
<sup>^</sup> 30 Amp Switches 2 HP at 120 Vac or 240 Vac.  
 † Contains Factory Sealed Switch; no sealing chamber.  
 ‡ With sealing chamber.