










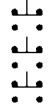


# EFD/EFDB Series Factory Sealed Push Button Stations

## Explosionproof, Dust-Ignitionproof

10 Amp, 600 Vac Max. for Heavy Duty Use. Furnished with Internal Ground Screw.

Class I, Division 1, Groups B<sup>+</sup>, C, D  
 Class I, Division 2, Groups B, C, D  
 Class II, Division 1 and 2, Groups E, F, G  
 Class III  
 NEMA 3, 7CD, 9EFG

	Hub Size (Inches)	Description	Nameplate Marking	Catalog Number Dead-End	Feed-Thru	
<b>1-Gang *† – Momentary Contact</b>						
	1/2	1 Circuit Universal		Start/Stop	EFDB150-U1	EFDCB150-U1
	3/4				EFDB175-U1	EFDCB175-U1
	1				EFDB110-U1	EFDCB110-U1
	1/2	2 Circuits Universal		Start/Stop	EFDB150-U2	EFDCB150-U2
	3/4				EFDB175-U2	EFDCB175-U2
	1				EFDB110-U2	EFDCB110-U2
<b>1-Gang *† – Red Mushroom Head – Maintained Contact – Emergency Stop Nameplate</b>						
	1/2	1 Circuit Universal		Start/Stop	EFDB150-UM1	EFDCB150-UM1
	3/4				EFDB175-UM1	EFDCB175-UM1
	1				EFDB110-UM1	EFDCB110-UM1
<b>2-Gang † – Momentary Contact</b>						
	1/2	2 Circuits Universal		Start/Stop	EFD250-U1	EFDC250-U1
	3/4				EFD275-U1	EFDC275-U1
	1				EFD210-U1	EFDC210-U1
	1/2	4 Circuits Universal		Start/Stop	EFD250-U2	EFDC250-U2
	3/4				EFD275-U2	EFDC275-U2
	1				EFD210-U2	EFDC210-U2
<b>3-Device ‡ – Momentary Contact</b>						
	1/2	3 Circuits Universal		Start/Stop	EFDL50-U3	EFDCL50-U3
	3/4				EFDL75-U3	EFDCL75-U3
	1				EFDL10-U3	EFDCL10-U3

† Malleable iron body and aluminum cover. For aluminum body, add suffix –A.  
 ‡ Aluminum body, not available.

◆ Shaded area indicates items suitable for Class I, Division 1 and 2, Groups B, C and D; Class II, Groups E, F and G and Class III. For Class I, Group B, external seals must be installed at each conduit entrance.

Controls

CONTROL S: HAZARDOUS LOCATION CONTROL STATIONS AND SWITCHES