

POWER TOOLS

GUARANTEED TOUGH.

TILE SAW



10" Wet Tile Saw

10" Wet Tile Saw with Stand

Wet Tile Saw Stand

SPECIFICATIONS	D24000	D24000S	D240001
Amps	15.0 Amps		
Blade Diameter	10"		
Max Rip Capacity	24" Tile		
Diagonal Cut Capacity	18" Tile		
Plunge Feature	Yes		
Max. Depth of Cut	3-1/8"		
Integrated 45° Miter	Yes		
Integrated 22.5° Miter	Yes		
Length	34"		
Tool Weight	69 lbs		



HANDHELD TILE SAW



4-3/8" Wet/Dry Handheld Tile Saw

SPECIFICATIONS	DWC860W
Amps	10.8 Amps
Bevel Capacity	45°
rpm	13,000 rpm
Arbor Size	20 mm
Tool Weight	6.6 lbs

TABLE SAWS



10" Compact Job Site Table Saw with Site-Pro™ Modular Guarding System



10" Job Site Table Saw with Site-Pro™ Modular Guarding System







10" Compact Job Site Table Saw w/ Rolling Stand

Rolling Table Saw Stand

SPECIFICATIONS	DW745	DW744X	DW744XRS	DW7440RS
Amps	15.0 Amps	15.0 Amps		
No Load Speed	3,850 rpm	3,650 rpm		
Blade Diameter	10"	10"		
Arbor Size	5/8"	5/8"		
Dust Port Diameter	2-1/2"	2-1/4"		
Depth of Cut at 90°	3-1/8"	3-1/8"		
Depth of Cut at 45°	2-1/4"	2-1/4"		
Max Rip to Right of Blade	20"	24-1/2"		
Max Rip to Left of Blade	12"	15-1/2"		
Max Width of Dado	N/A	13/16"		



PORTABLE TABLE SAW ATTACHMENTS

-  DW7440 – Portable Table Saw Stand for DW744
-  DW7444 – Dado Throat Plate for DW744
-  DW7441 – Out feed and Side Support
-  DW7450 – Table Saw Stand for DW745
-  DW7442 – Thick Kerf Riving Knife for DW744
-  DW7452 – Thick Kerf Riving Knife for DW745

*Available through service only

TRACK SAWS



6-1/2" (165mm) TrackSaw™ Kit

TrackSaw™ Kit with 50" and 102" Tracks












TrackSaw™ Kit with 102" Track

TrackSaw™ Kit with 50" Track

SPECIFICATIONS	DWS520K	DWS520CK	DWS520LK	DWS520SK
Power	12.0 Amp, 1300 W			
No Load Speed	1,750 - 4,000 rpm			
Blade Diameter	6-1/2" (165mm)			
Bevel Capacity	47°			
Max. Cut at 90°	2-1/8"			
Max. Cut at 45°	1-5/8"			
Weight	11.5 lbs			



TRACKSAW ATTACHMENTS

-  DWS5240 – Precision ground woodworking blade for TrackSaw™ System - 40T
-  DWS5258 – Precision ground woodworking blade for TrackSaw™ System - 48T
-  DWS5020 – 46" TrackSaw™ Track
-  DWS5022 – 59" TrackSaw™ Track
-  DWS5023 – 102" TrackSaw™ Track
-  DWS5025 – TrackSaw™ Track Bag
-  DWS5026 – TrackSaw™ Track Clamps
-  DWS5029 – TrackSaw™ Replacement Zero-clearance Anti Splinter Strip
-  DWS5030 – TrackSaw™ Replacement Glide Strip
-  DWS5031 – TrackSaw™ Router Adapter
-  DWS5032 – TrackSaw™ Replacement Friction Strip

1-800-4 DEWALT

CORDED POWER TOOLS 25