













Wireless Heavy-Duty Limit Switches

WLS Series Available Levers

LCZ51A	LCZ51B	LCZ51C	LSZ51D	LSZ53A through D	LSZ55A through D
Fixed rotary lever, nylon roller, front	Fixed rotary lever, steel roller, front	Fixed rotary lever, nylon roller, back	Fixed rotary lever, steel roller, back	Yoke lever, nylon and steel rollers, front and back placement	Offset lever, nylon and steel rollers, front and back placement
					
LSZ52A-D	LSZ52J	LSZ52K	LSZ54M	LSZ60	LSZ61
Adj. lever, nylon and steel roller, front and back placement	Adj. lever, 1.0 in nylon roller	Adj. lever, 1.5 in nylon roller	5.5 inch aluminum rod	One-way roller lever	6 inch loop
					
LSZ68	LSZ54R	LSZ54N			
12 inch rod with spring	12 inch spring wire	13 inch stainless steel rod			
