

LS Series

LS4™ LED Surface Ambient Luminaire – 4'

Product Description

The LS4™ surface ambient luminaire delivers up to 109 lumens per watt of Cree TrueWhite® Technology 90+ CRI illumination. The 4' (1219mm) luminaire is available with up to 5000 lumens in 3500K, 4000K and 5000K color temperatures. The LS Series features sleek and compact architectural design with flexible lumen packages, color temperatures and standard 0–10V dimming. Flexible mounting of the LS Series allows for individual mount or continuous row applications for surface mount, suspended mount, pendant mount and cove installations.

Applications: Surface ambient applications for new construction and upgrade.

Performance Summary

Utilizes Cree TrueWhite® Technology

Delivered Light Output: 2500-5000 lumens

Input Power: 23-50 watts

Efficacy: 85-109 LPW

CRI: 90+ CRI

CCT: 3500K, 4000K, 5000K

Input Voltage: 120-277, 347 VAC, 60Hz

Limited Warranty: 10 years on luminaire

Dimensions: L 48.0" (1219mm) x W 2.5" (64mm) x H 3.0" (77mm)

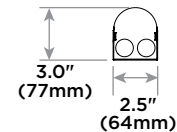
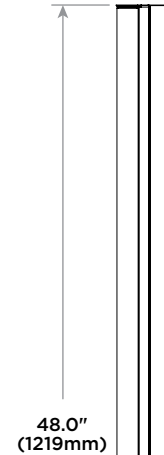
Weight: 5 lbs. (2.3kg)

Dimming: 0–10V dimming to 5%*

* See www.cree.com/lighting/products/warranty for warranty terms

Reflectors & Accessories

Field-Installed		
Reflectors - Refer to reflector spec sheet Solid LS4-SR - Pair of reflectors Apertured LS4-AR - Pair of reflectors Joint Aligner LS-RJ - Top housing aligner for continuous rows LS-RFLJ - Reflector aligner for continuous row	Adjustable Cable Support Kits for T-Bar Applications AC5-48-Q14B-TB - Includes 5.0" (127mm) Canopy, 48.0" (1219mm) Adjustable Cable, Q14B Gripper and T-Bar Clip Continuous Row Through Wiring Kit LS4TWK - Includes (3) #12AWG 54.0" (1372mm) Wires for Line (black), Neutral (white), Ground (green), (2) #18AWG 54.0" (1372mm) Wires for 0–10V dimming (purple, gray) and (10) Wire Nuts	Adjustable Cable Support Kits w/ Power Feeds AC5-12/3-48-Q14B-JB - Non-dimming applications - Includes 5.0" (127mm) Cable Canopy, 48" (1219mm) #12/3 SJT Cord, Q14B Gripper and J-Box Strap AC5-18/5-48-Q14B-JB - Dimming applications - Includes 5.0" (127mm) Cable Canopy, 48.0" (1219mm) #18/5 SJT Cord, Q14B Gripper and J-Box Strap AC5-18/2-48-Q14B-JB - For use with AC5-12/3-48-Q14B-JB for selective luminaire dimming control in row mounted luminaires - Includes 5.0" (127mm) Cable Canopy, 48.0" (1219mm) #18/2 SVT Cord, Q14B Gripper and J-Box Strap



Ordering Information

Example: LS4 40L 35K 10V

LS4			10V		
Product	Initial Delivered Lumens	CCT	Control	Voltage	Options
LS4	25L 23W, 2500 lumens - 109 LPW 40L 44W, 4000 lumens - 90 LPW (120-277) 47W, 4000 lumens - 85 LPW (347V) 50L 50W, 5000 lumens - 100 LPW	35K 3500K 40K 4000K 50K 5000K	10V* 0-10V dimming to 5%	Blank 120-277 Volt 34 347 Volts -Available with 40L only	EB14 Emergency Backup - Minimum 90 minutes - 1400 lumens - 120-277V only - Available in US only

* Reference www.cree.com/Lighting/Products/Indoor/Surface-Ambient/LS-Series for recommended dimming controls and wiring diagrams



US: www.cree.com/lighting

T (800) 236-6800 F (262) 504-5415

Rev. Date: V2 02/13/2015

Canada: www.cree.com/canada



T (800) 473-1234 F (800) 890-7507

Product Specifications

CONSTRUCTION & MATERIALS

A revolutionary way to generate high-quality white light, Cree TrueWhite® Technology is a patented approach that delivers an exclusive combination of 90+ CRI, beautiful light characteristics and lifelong color consistency, all while maintaining high luminous efficacy – a true no compromise solution.

CONSTRUCTION & MATERIALS

- Constructed of durable 22 gauge steel
- Acrylic lens delivers a low-glare, diffused light distribution
- Prepainted white for enhanced smooth finish

OPTICAL SYSTEM

- Unique combination of reflective and refractive optical components achieves a uniform, comfortable appearance while eliminating pixelation and color fringing
- Components work together to optimize distribution, balancing the delivery of high illuminance levels on horizontal surfaces with an ideal amount of light on walls and vertical surfaces. This increases the perception of spaciousness.

ELECTRICAL SYSTEM

- **Power Factor:** > 0.9
- **Input Power:** Stays constant over life
- **Input Voltage:** 120-277 or 347 VAC, 60Hz
- **Operating Temperature Range:** -28°C - +35°C (-18.4°F - +95°F)
- **Total Harmonic Distortion:** < 20% for 120-277V
- **Source Current:** 0.25mA

CONTROLS

- Continuous dimming to 5% with 0-10V DC control protocol. Reference www.cree.com/Lighting/Products/Indoor/Surface-Ambient/LS-Series for recommended dimming controls and wiring diagrams

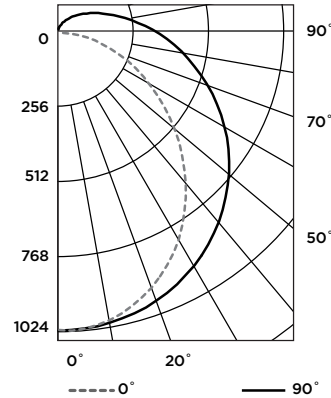
REGULATORY & VOLUNTARY QUALIFICATIONS

- cULus Listed
- Suitable for damp locations
- Designed for indoor use
- UL924 (EB option)
- DLC qualified. Please refer to <http://www.designlights.org/QPL> for most current information
- Meets FCC Part 15 standards for conducted and radiated emissions
- Not intended for use in environments containing airborne corrosive agents such as chemical solvents, cleaners, or cutting fluids

Photometry

LS4 40L 40K BASED ON CESTL REPORT TEST #: PL03353-001

Fixture photometry has been conducted by a NVLAP accredited testing laboratory in accordance with IESNA LM-79-08. IESNA LM-79-08 specifies the entire luminaire as the source resulting in a fixture efficiency of 100%.



Coefficients Of Utilization – Zonal Cavity Method				
RC %:	80			
RW %:	70	50	30	10
RCR: 0	116	116	116	116
1	104	98	93	88
2	93	84	76	70
3	85	73	64	57
4	77	64	55	48
5	71	57	48	41
6	65	51	42	35
7	60	46	37	31
8	56	42	34	28
9	52	39	30	25
10	49	36	28	22

Effective Floor Cavity Reflectance: 20%

Average Luminance Table (cd/m ²)				
	Horizontal Angle			
		0°	45°	90°
	Vertical Angle	45°	3,009	3,545
55°	2,588	3,434	4,129	
65°	2,113	3,403	4,322	
75°	1,552	3,562	4,787	
85°	754	4,367	6,196	

Zonal Lumen Summary			
Zone	Lumens	% Lamp	Luminaire
0-30	796	N/A	20.4%
0-40	1,309	N/A	33.6%
0-60	2,375	N/A	60.9%
0-90	3,447	N/A	88.4%
0-180	3,898	N/A	100%

Reference www.cree.com/Lighting/Products/Indoor/Surface-Ambient/LS-Series for detailed photometric data

Recommended Cree® LS Series Lumen Maintenance Factors (LMF) ¹					
Ambient	Initial LMF	25K hr Projected ² LMF	50K hr Calculated ³ LMF	75K hr Calculated ³ LMF	100K hr Calculated ³ LMF
0°C (32°F)	1.05	0.99	0.94	0.90	0.85
5°C (41°F)	1.04	0.98	0.93	0.89	0.85
10°C (50°F)	1.03	0.97	0.93	0.88	0.84
15°C (59°F)	1.02	0.96	0.92	0.87	0.83
20°C (68°F)	1.01	0.95	0.91	0.86	0.82
25°C (77°F)	1.00	0.94	0.90	0.86	0.81
30°C (86°F)	0.99	0.93	0.89	0.85	0.81
35°C (95°F)	0.98	0.92	0.88	0.84	0.80

¹ Lumen maintenance values at 25°C are calculated per TM-21 based on LM-80 data and in-situ luminaire testing
² In accordance with IESNA TM-21-11, Projected Values represent interpolated value based on time durations that are within six times (6X) the IESNA LM-80-08 total test duration (in hours) for the device under testing (DUT) i.e. the packaged LED chip
³ In accordance with IESNA TM-21-11, Calculated Values represent time durations that exceed six times (6X) the IESNA LM-80-08 total test duration (in hours) for the device under testing (DUT) i.e. the packaged LED chip

