

DESCRIPTION

The patent pending Lumark Crosstour™ MAXX LED Wall Pack Series of luminaires provides low-profile architectural style with super bright, energy-efficient LEDs. The rugged die-cast aluminum construction, back box with secure lock hinges, stainless steel hardware along with a sealed and gasketed optical compartment make Crosstour impervious to contaminants. The Crosstour MAXX wall luminaire is ideal for wall/ surface, inverted mount for facade/canopy illumination, perimeter and site lighting. Typical applications include pedestrian walkways, building entrances, multi-use facilities, industrial facilities, perimeter parking areas, storage facilities, institutions, schools, and loading docks.

SPECIFICATION FEATURES

Construction

Low-profile LED design with rugged one-piece, die-cast aluminum back box and hinged removable door. Matching housing styles incorporate both a full cutoff and refractive lens design. Full cutoff and refractive lens models are available in 50W and 85W. Patent pending secure lock hinge feature allows for safe and easy tool-less electrical connections with the supplied push-in connectors. Back box includes four (4) 1/2" NPT threaded conduit entry points. The back box is secured by four (4) lag bolts (supplied by others). External fin design extracts heat from the fixture surface. One-piece silicone gasket seals door and back box. Not recommended for car wash applications.

Optical

Silicone sealed optical LED chamber incorporates a custom engineered reflector providing high-efficiency illumination. Full cutoff models integrate an impact-resistant molded refractive prism optical lens assembly meeting requirements for Dark Sky compliance. Refractive lens models incorporate a molded lens

assembly designed for maximum forward throw. Solid state LED Crosstour luminaires are thermally optimized with two (2) lumen packages in cool 5000K or neutral warm 3500K LED color temperature (CCT).

Electrical

LED driver is mounted to the die-cast aluminum housing for optimal heat sinking. LED thermal management system incorporates both conduction and natural convection to transfer heat rapidly away from the LED source. 50W and 85W models operate in -40°C to 40°C [-40°F to 104°F]. High ambient 50°C [122°F] models available. Crosstour MAXX luminaires maintain greater than 85% of initial light output after 60,000 hours of operation. Four (4) half-inch NPT threaded conduit entry points allow for thru-branch wiring. Back box is an authorized electrical wiring compartment. Integral LED electronic driver incorporates surge protection. 120-277V 50/60Hz, 480V 60Hz, or 347V 60Hz electrical operation.

Emergency Egress

Optional integral cold weather

battery emergency egress includes emergency operation test switch, an AC-ON indicator light and a premium extended rated sealed maintenance-free nickel-metal hydride battery pack. The separate emergency lighting LEDs are wired to provide redundant emergency lighting. Listed to UL Standard 924, Emergency Lighting.

Area and Site Pole Mounting

Optional extruded aluminum 6-1/2" arm features internal bolt guides for supplied twin support rods, allowing for easy positioning of the fixture during installation to pole. Supplied with round plate adapter plate. Optional tenon adapter fits 2-3/8" or 3-1/2" O.D. Tenon.

Finish

Crosstour MAXX is protected with a Super TGIC carbon bronze or summit white polyester powder coat paint. Super TGIC powder coat paint finishes withstand extreme climate conditions while providing optimal color and gloss retention of the installed life.

Warranty

Five-year limited warranty.



**XTOR
CROSSTOUR
MAXX LED**

APPLICATIONS:
WALL / SURFACE
INVERTED
SITE LIGHTING



CERTIFICATION DATA

- UL/cUL Wet Location Listed
- LM79 / LM80 Compliant
- ROHS Compliant
- ARRA Compliant
- NOM Compliant Models
- 3G Vibration Tested
- UL924 Listed (CBP Models)
- IP66 Rated
- Lighting Facts® Registered
- DesignLights™ Consortium Qualified*

TECHNICAL DATA

- 40°C Ambient Temperature
- External Supply Wiring 90°C Minimum

EPA

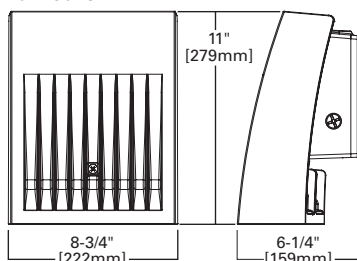
- Effective Projected Area (Sq. Ft.):
- XTOR5A/XTOR9A = 0.54
- With Pole Mount Arm = 0.98

SHIPPING DATA:

- Approximate Net Weight:
- 12-15 lbs. [5.4-6.8 kgs.]

DIMENSIONS

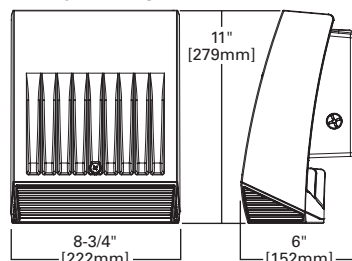
FULL CUTOFF



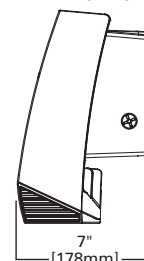
DEEP BACK BOX



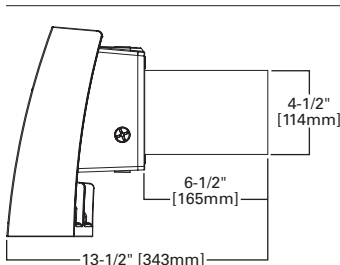
REFRACTIVE LENS



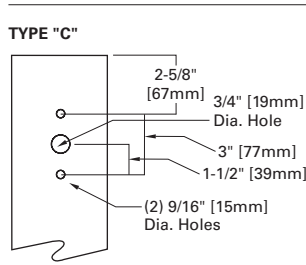
DEEP BACK BOX



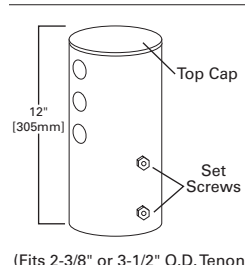
ARM MOUNT



ARM DRILLING



TENON ADAPTER



POWER AND LUMENS BY FIXTURE MODEL

50W LED Information	XTOR5A	XTOR5ARL	XTOR5A-N	XTOR5ARL-N
Delivered Lumens	4,282	4,553	3,532	3,830
B.U.G. Rating	B1-U0-G1	B1-U3-G2	B1-U0-G1	B1-U3-G2
CCT (Kelvin)	5000K	5000K	3500K	3500K
CRI (Color Rendering Index)	65	65	68	68
Power Consumption (Watts)	50W	50W	50W	50W

85W LED Information	XTOR9A	XTOR9ARL	XTOR9A-N	XTOR9ARL-N
Delivered Lumens	7,192	7,416	5,456	5,702
B.U.G. Rating	B1-U0-G1	B1-U3-G3	B1-U0-G1	B1-U3-G2
CCT (Kelvin)	5000K	5000K	3500K	3500K
CRI (Color Rendering Index)	65	65	68	68
Power Consumption (Watts)	86W	85W	84W	82W

EGRESS Information	50W and 85W Full Cutoff CBP Egress LED	50W and 85W Refractive Lens CBP Egress LED
Delivered Lumens	509	468
B.U.G. Rating	N.A.	N.A.
CCT (Kelvin)	4000K	4000K
CRI (Color Rendering Index)	65	65
Power Consumption (Watts)	1.8W	1.8W

CURRENT DRAW

Current (A)	Model Series			
	XTOR5A	XTOR9A	XTOR5A-CBP (Fixture/Battery)	XTOR9A-CBP (Fixture/Battery)
120V	0.43	0.72	0.68/0.25	0.97/0.25
208V	0.25	0.41	--	--
240V	0.22	0.36	--	--
277V	0.20	0.32	0.41/0.21	0.53/0.21
347V	0.16	0.26	--	--
480V	0.12	0.19	--	--

LUMEN MAINTENANCE

Ambient Temperature	TM-21 Lumen Maintenance	Theoretical L70 (Hours)
50W Model 72,000 Hours		
25°C	> 91%	> 332,000
40°C	> 91%	> 324,000
50°C	> 91%	> 324,000
85W Model 36,000 Hours		
25°C	> 92%	> 157,000
40°C	> 91%	> 134,000
50°C	> 86%	> 85,000

STOCK ORDERING INFORMATION

50W Series	85W Series
Full Cutoff	
XTOR5A=50W, 5000K, Carbon Bronze	XTOR9A=85W, 5000K, Carbon Bronze
XTOR5A-PC1=50W, 5000K, 120V PC, Carbon Bronze	XTOR9A-PC1=85W, 5000K, 120V PC, Carbon Bronze
XTOR5A-WT= 50W, 5000K, Summit White	XTOR9A-WT=85W, 5000K, Summit White
XTOR5A-N=50W, 3500K, Carbon Bronze	XTOR9A-PC2=85W, 5000K, 208-277V PC, Carbon Bronze
	XTOR9A-480V=85W, 5000K, 480V, Carbon Bronze
Refractive Lens	
XTOR5ARL=50W, 5000K, Refractive Lens, Carbon Bronze	XTOR9ARL=85W, 5000K, Refractive Lens, Carbon Bronze
XTOR5ARL-PC1=50W, 5000K, Refractive Lens, 120V PC, Carbon Bronze	XTOR9ARL-PC1=85W, 5000K, Refractive Lens, 120V PC, Carbon Bronze
XTOR5ARL-WT=50W, 5000K, Refractive Lens, Summit White	XTOR9ARL-WT=85W, 5000K, Refractive Lens, Summit White
XTOR5ARL-N=50W, 3500K, Refractive Lens, Carbon Bronze	XTOR9ARL-PC2=85W, 5000K, Refractive Lens, 208-277V PC, Carbon Bronze
	XTOR9ARL-480V=85W, 5000K, Refractive Lens, 480V, Carbon Bronze



5-DAY QUICK SHIP ORDERING INFORMATION

50W Series	85W Series
Full Cutoff	
XTOR5A-CBP=50W, 5000K, Carbon Bronze, Cold Weather Battery Pack	XTOR9A-CBP=85W, 5000K, Carbon Bronze, Cold Weather Battery Pack
XTOR5A-480V=50W, 5000K, Carbon Bronze, 480V	XTOR9A-N=85W, 3500K, Carbon Bronze
XTOR5A-PC2=50W, 5000K, Carbon Bronze, 208-277V PC	
Refractive Lens	
XTOR5ARL-PC2=50W, Refractive Lens, 5000K, Carbon Bronze, 208-277V PC	XTOR9ARL-CBP=85W, Refractive Lens, 5000K, Carbon Bronze, Cold Weather Battery Pack
XTOR5ARL-CBP=50W, Refractive Lens, 5000K, Carbon Bronze, Cold Weather Battery Pack	XTOR9ARL-N=85W, Refractive Lens, 3500K, Carbon Bronze
XTOR5ARL-480V=50W, Refractive Lens, 5000K, Carbon Bronze, 480V	