

## DESCRIPTION

CX Series LED exit is a die cast aluminum unit suitable for architectural applications. With the new advanced standard features and industry leading innovations, they are now the most universal, energy friendly, easiest to stock and install, and safest Exits in their class.

<b>Catalog #</b>		<b>Type</b>
<b>Project</b>		
<b>Comments</b>		<b>Date</b>
<b>Prepared by</b>		

## SPECIFICATION FEATURES

### Electrical

- **General Features**
  - Field selected red and green sign capability standard on all units (units shipped red, field convert to green with supplied parts)
- **Voltage Input**
  - 120/277 VAC, 60 Hz
  - 240 VAC, 60 Hz with 48 hour recharge
- **AC Only**
  - Optional 2C (Two circuit, FTBR) available in 120/277 VAC in standard and emergency operation
- **Self Powered**
  - Sure-Lites EZ Key patented external battery disconnect feature – prevents unnecessary battery drainage, saves on installation time
  - Solid-state Voltage Limited Charger
  - Brownout Circuit
  - Low-Voltage Disconnect
  - Test Switch/Power Indicator Light
  - Standard 24 hour recharge time (max)
  - Eagle-Eye™ Self-Diagnostic

feature available as option

### Housing Construction

- Die cast aluminum housing
- Die cast canopy included (for mounting convenience only - no electrical components in canopy)
- Universal pattern knockouts on rear of single face housing for direct mounting to junction box
- Knockout provided on housing for surface attachment
- Exit can be universally mounted: ceiling, wall or end
- Choice of three finishes: black housing with brushed aluminum face, white housing with white face or black housing with black face
- NFPA 101 compliant knockout chevrons allow quick conversion to directional signs
- Single and double faced signs available, order separately

### Code Compliance

- UL 924 Listed
- UL Damp Location (0-40° C)
- Life Safety NFPA 101
- NEC/OSHA
- Most State and Local Codes
- Suitable for Floor Proximity Installation
- UL Listed for 2C (FTBR)

### Lamp Data

- AC LED: Red and green LED lamps provide uniform diffused illumination
- DC: Red and green LED DC lamps (Brighter in emergency mode)

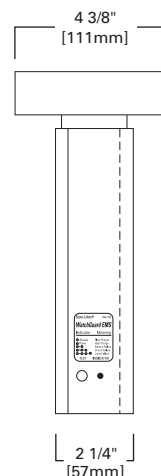

### Warranty

- Exit: 5-Year
- Battery: 7-year pro-rata



## CX SERIES

DIE-CAST ALUMINUM  
SURFACE MOUNT  
LED LAMPS  
EXIT LIGHTING



### ENERGY DATA

Maximum power consumption under all charge conditions:

<b>AC Only, 120V - Red</b>	<b>Self Powered, 120V - Red</b>
Amps: 0.07	Amps: 0.07
Watts: 0.98	Watts: 0.98
Power Factor: 0.12	Power Factor: 0.12

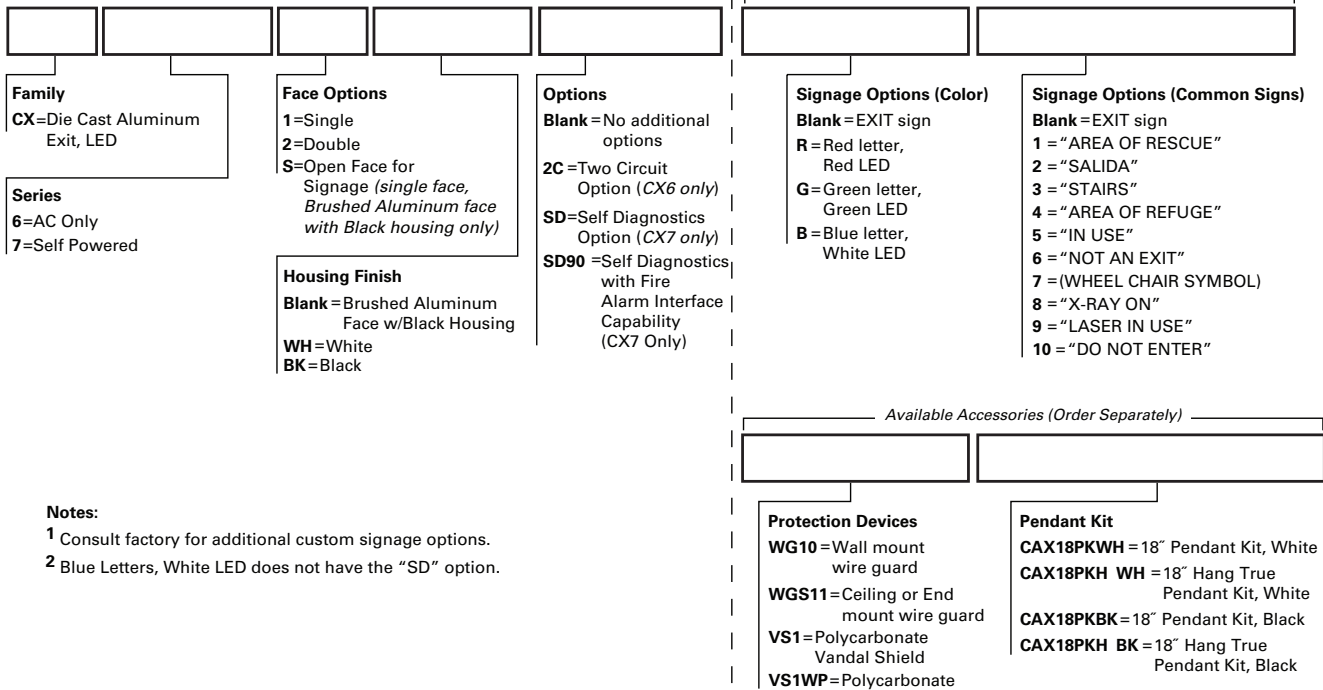
<b>AC Only, 120V - Green</b>	<b>Self Powered, 120V - Green</b>
Amps: 0.07	Amps: 0.07
Watts: 1.02	Watts: 1.00
Power Factor: 0.13	Power Factor: 0.13

<b>AC Only, 277V - Red</b>	<b>Self Powered, 277V - Red</b>
Amps: 0.07	Amps: 0.07
Watts: 1.04	Watts: 1.03
Power Factor: 0.06	Power Factor: 0.06

<b>AC Only, 277V - Green</b>	<b>Self Powered, 277V - Green</b>
Amps: 0.07	Amps: 0.07
Watts: 1.12	Watts: 1.09
Power Factor: 0.06	Power Factor: 0.05

ORDERING INFORMATION

Sample Number: CX71, CX61, CX72WHSD90, CX6SB7, CX72SD23050



TECHNICAL DATA

**Lamps**

CX Series Exits use energy efficient, long life LED's to provide uniform diffuse illumination of the exit face. These red and green LEDs require no maintenance and consume less than one watt, on average.

**Housing Construction**

Die cast aluminum with Brushed Aluminum face and black trim standard. Optional finishes include White and Black. NFPA 101 compliant knockout chevrons for easy conversion to directional sign. Universal pattern knockouts are in the back of the single face housing for direct mounting to junction box. Die cast aluminum alloy canopy included for universal mounting. Canopy is included for mounting convenience only—no electrical components in canopy.

**Lens**

Lenses for the CX Series Exits are made from durable, impact resistant polycarbonate. All exit faces are designed with full 3/4" stroke snap-out or snap-in chevron directional indicators to insure maximum visibility and compliance with the latest codes. Units come with red lenses installed and green lenses included for field selectable red or green signs.

**Sure-Lites EZ Key External Battery Disconnect (Self Powered Only)**

Patented technology that allows installers to externally control the battery connection. Better than line latching, allows installers to choose when the battery is connected so that it stays fresh longer. Allows battery to be disconnected after installation but before building is occupied, enabling emergency circuit to be shut down for power savings.

**Brownout Circuit (Self Powered Only)**

The brownout circuit on Sure-Lites' exits monitors the flow of AC current to the exit and activates the emergency lighting system when a predetermined reduction of AC power occurs. This dip in voltage will cause most ballasted fixtures to extinguish causing loss of normal lighting even though a total power failure has not occurred.

**Solid-State Transfer (Self Powered Only)**

The CX Series Exit incorporates solid-state switching which eliminates corroded and pitted contacts or mechanical failures associated with relays. The switching circuit is designed to detect a loss of AC voltage and automatically energizes the lamps using DC power. Upon restoration of AC power, the DC power will be disconnected and the charger will automatically recharge the battery.

**Low Voltage Disconnect (Self Powered Only)**

When the battery's terminal voltage falls, the low-voltage circuitry disconnects the lighting load. The disconnect remains in effect until normal utility power is restored, preventing deep battery discharge.

**Test Switch/Power Indicator Light (Self Powered Only)**

A test switch located on the side of the exit permits the activation of the emergency circuit for a complete operational systems check. The Power Indicator Light provides visual assurance that the AC power is on.

**Sealed Nickel Cadmium Battery (Self Powered Only)**

Sure-Lites sealed nickel cadmium batteries are maintenance-free with a life expectancy of 15 years. The sealed rechargeable nickel cadmium

battery offers high discharge rates and stable performance over a wide range of temperatures, from 0-40° C. The specially designed re-sealable vent automatically controls cell pressure, assuring safety and reliability. This battery is best suited for harsh ambient temperatures because the electrolyte is not active in the electrochemical process.

**"2C" (AC Only)**

The "2C" Option enables the Exits to operate per the requirements of UL 924 when connected simultaneously to both normal and emergency power circuits (two circuit operation—UL Category FTBR—Emergency Lighting and Power Equipment). The "2C" Option alters the standard Exit such that it complies with and is UL Listed under the FTBR Category. This option should only be used for exits which are intended to be connected simultaneously to normal and emergency power circuits. Both circuits have universal 120/277 VAC standard.

**Eagle Eye™ Self Diagnostics Option (Self Powered Only)**

The self-diagnostic unit will automatically perform all tests required by UL924, and NFPA 101. The system indicates the status of the exit at all times using the LED indicator near the test switch on the side of the unit. A 90 minute battery power (emergency mode) simulation test will occur randomly once every 12 months. A 30 second battery power simulation test will occur every 30 days.

**Warranty**

All Sure-Lites' products are backed by a firm five-year warranty against defects in material and workmanship. Maintenance-free, long-life, sealed nickel cadmium batteries carry a seven-year pro-rata warranty.