



C905 Transformer


Overall rating  


[Read 1 review](#) | [Write a review](#)

Product Q&A 19 questions | 20 answers
[Read all Q&A](#)

 [Product Catalogs](#)

 [Tools & Resources](#)

 [Where to Buy](#)

 [Shop for Parts](#)

 [Print](#)



2 Additional Images



Overview	Specifications	Reviews	Answers
--------------------------	--------------------------------	-------------------------	-------------------------

Not all transformers are equal. NuTone transformers feature an easy-to-install lock-mount or wall-mount that can reduce installation time by 25%. An additional unique feature is the thermal cut-off switch designed to shut off the door chime system in the event of excessive temperature. NuTone saves you time and money!

- 16-volt, 10VA transformer for use with most NuTone door chimes; order in standard package of six to help assist with your planning and still retain that economical edge
- Quick install transformers, built to last so you should have fewer call backs
- One 16-volt, 10VA transformer needed for a single chime
- cULus Listed for safety, ensuring you have a quality, reliable transformer that will pass inspection