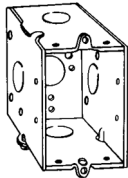


Steel Switch Boxes

2³/₄" DEEP – GANGABLE – 14.0 CUBIC INCH CAPACITY

2" WIDE x 3" LONG
FOR CONDUIT – NO CLAMPS


UL LISTED




TP672
TP674



(TP676 – 1 screw ear)
(TP678 – 2 screw ear)



TP680
TP677



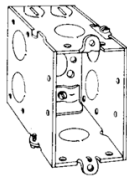
KNOCKOUTS

Cat. #	Bracket	Ears	Each End	Each Side	Bottom	Unit Qty.	Wt. Lbs. Per 100
TP672	—	—	1 – 1/2"	1 – 1/2"	1 – 1/2"	50	59
TP674	—	—	1 – 3/4"	1 – 3/4"	1 – 1/2"	50	59
TP676	—	Yes	1 – 1/2"	1 – 1/2"	1 – 1/2"	50	61
TP678	—	Yes	1 – 3/4"	1 – 3/4"	1 – 1/2"	50	61
TP680	"S", Set 5/8"	—	1 – 1/2"	1 – 1/2", 1 Side	1 – 1/2"	50	70
TP677	"S", Set 5/8"	—	1 – 3/4"	1 – 3/4", 1 Side	1 – 1/2"	50	70


3¹/₂" DEEP – GANGABLE – 18.0 CUBIC INCH CAPACITY

2" WIDE x 3" LONG
FOR NONMETALLIC CABLE – CLAMPS IN EACH END

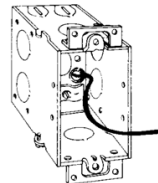
UL LISTED



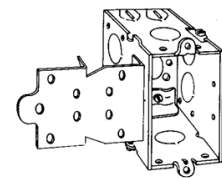
TP236




TP238



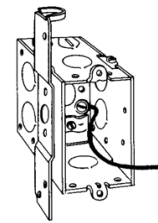
TP239



TP240



TP242



TP243

KNOCKOUTS

Cat. #	Bracket	Ground Pigtail	Ears	Each End	Each Side	Bottom	Unit Qty.	Wt. Lbs. Per 100
TP236	—	—	—	2 – Cable, 1 – 1/2"	2 – 1/2"	1 – 1/2"	25	78
TP238	—	—	Yes	2 – Cable, 1 – 1/2"	2 – 1/2"	1 – 1/2"	25	80
TP239	—	Yes	Yes	2 – Cable, 1 – 1/2"	2 – 1/2"	1 – 1/2"	25	81
TP240	"F", Set 1/2"	—	—	2 – Cable, 1 – 1/2"	2 – 1/2"	1 – 1/2"	25	88
TP242	"S", Set 7/8"	—	—	2 – Cable, 1 – 1/2"	2 – 1/2"	1 – 1/2"	25	87
TP243	"S", Set 7/8"	Yes	—	2 – Cable, 1 – 1/2"	2 – 1/2"	1 – 1/2"	25	88