






UL 98 Fused Rotary Disconnect Switches—60A

Standard Class J



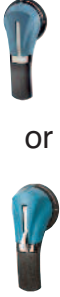

For a Complete Assembly, Please Select:

SWITCH		Switch												
		Amp Rating	Fuse Class	Number of Poles	SCCR	Max Horsepower Rating						Wire Size	Wire Type	Part Number
						1-Phase 220/240Vac	3-Phase 220/240Vac	440/480Vac	600 Vac	DC*				
		60	J	2	200kA	10	-	-	-	5	10	#12-10 Sol #12-1 Str	75°C Cu	RDF60J-2
60	J	3	200kA	-	15	30	50	5	10	#12-10 Sol #12-1 Str	75°C Cu	RDF60J-3		
60	J	4	200kA	-	15	30	50	5	10	#12-10 Sol #12-1 Str	75°C Cu	RDF60J-4		
* DC Ratings use two poles in series.														
+														
HANDLE		Direct Mount Handle - mounts directly to switch, no shaft required												
		For Switch Part Number	Color	Test Function	Padlockable							Part Number		
		All Switches	Black	Y	Y							DIR-07		
OR														
Select for Standard Applications	 or 	External Front Operated Pistol Handles - shaft required												
		NEMA Type	Color	Test Function	Padlockable	Defeatable							Part Number	
		1, 3R, 12	Black	N	Y	Y							H12-03B	
		1, 3R, 12	Red/Yellow	N	Y	Y							H12-03R	
		1, 3R, 4, 4X, 12	Black	N	Y	Y							H4X-06B	
		1, 3R, 4, 4X, 12	Red/Yellow	N	Y	Y							H4X-06R	
		1, 3R, 4, 4X, 12	Black	Y	Y	Y							H4X-06TB	
		1, 3R, 4, 4X, 12	Red/Yellow	Y	Y	Y							H4X-06TR	
		Metallic Hasp (Heavy Duty) External Front Operated Pistol Handles - shaft required												
		NEMA Type	Color	Test Function	Padlockable	Defeatable							Part Number	
		1, 3R, 4, 4X, 12	Black	N	Y	Y							H4X-06BHD	
		1, 3R, 4, 4X, 12	Red/Yellow	N	Y	Y							H4X-06RHD	
External Right Side Operated Pistol Handles - shaft required														
NEMA Type	Color	Test Function	Padlockable	Defeatable							Part Number			
1, 3R, 4, 4X, 12	Black	N	Y	N/A							H4X-06SB			
1, 3R, 4, 4X, 12	Red/Yellow	N	Y	N/A							H4X-06SR			
Shafts for Pistol Handles														
Length in (mm)	Mounting Depth (X) in (mm)										Part Number			
7.9 (200)	5.30~9.06 (135~230)										SH5-200			
12.6 (320)	5.30~13.78 (135~350)										SH5-320			
15.7 (400)	5.30~16.93 (135~430)										SH5-400			
OR														
	Flange Handle⁽¹⁾ - requires shaft operated mechanism or cable operated mechanism + cable													
	NEMA Type	Flange Style	Test Function	Padlockable	Defeatable							Part Number		
	1, 3R, 4, 12	Standard	N	Y	Y							FLH1		
	1, 3R, 4, 4X, 12	Chrome Plated	N	Y	Y							FLH2		
	Shaft Operated Flange Mechanism⁽²⁾ - includes shaft											Part Number		
	For Enclosure Depth in (mm)													
	6~24 (152~613)											FLRM		
	Cable Operated Flange Mechanism and Cable - must select Mechanism⁽³⁾ and Cable⁽⁴⁾													
Item / Length											Part Number			
Cable Mechanism											FLCM			
36" (900mm) Cable											FLC36			
60" (1500mm) Cable											FLC60			
120" (3000mm) Cable											FLC120			

UL 98 Fused Rotary Disconnect Switches – 100A

Standard Class J

For a Complete Assembly, Please Select:

SWITCH		Switch												
		Amp Rating	Fuse Class	Number of Poles	SCCR	Max Horsepower Rating						Wire Size	Wire Type	Part Number
						1-Phase 220/240Vac	220/240Vac	440/480Vac	600 Vac	DC*				
		100	J	2	200kA	10	-	-	-	7.5	20	#12-10 Sol #12-1 Str	75°C Cu	RDF100J-2
100	J	3	200kA	-	30	60	75	7.5	20	#12-10 Sol #12-1 Str	75°C Cu	RDF100J-3		
100	J	4	200kA	-	30	60	75	7.5	20	#12-10 Sol #12-1 Str	75°C Cu	RDF100J-4		
* DC Ratings use two poles in series.														
+														
HANDLE		Direct Mount Handle - mounts directly to switch, no shaft required												
		For Switch Part Number	Color	Test Function	Padlockable							Part Number		
		All Switches	Black	Y	Y							DIR-07		
or														
Select for Standard Applications		External Front Operated Pistol Handles - shaft required												
		NEMA Type	Color	Test Function	Padlockable	Defeatable							Part Number	
		1, 3R, 12	Black	N	Y	Y							H12-03B	
		1, 3R, 12	Red/Yellow	N	Y	Y							H12-03R	
		1, 3R, 4, 4X, 12	Black	N	Y	Y							H4X-06B	
		1, 3R, 4, 4X, 12	Red/Yellow	N	Y	Y							H4X-06R	
		1, 3R, 4, 4X, 12	Black	Y	Y	Y							H4X-06TB	
		1, 3R, 4, 4X, 12	Red/Yellow	Y	Y	Y							H4X-06TR	
		Metallic Hasp (Heavy Duty) External Front Operated Pistol Handles - shaft required												
		NEMA Type	Color	Test Function	Padlockable	Defeatable							Part Number	
		1, 3R, 4, 4X, 12	Black	N	Y	Y							H4X-06BHD	
		1, 3R, 4, 4X, 12	Red/Yellow	N	Y	Y							H4X-06RHD	
		External Right Side Operated Pistol Handles - shaft required												
		NEMA Type	Color	Test Function	Padlockable	Defeatable							Part Number	
		1, 3R, 4, 4X, 12	Black	N	Y	N/A							H4X-06SB	
1, 3R, 4, 4X, 12	Red/Yellow	N	Y	N/A							H4X-06SR			
Shafts for Pistol Handles														
Length in (mm)	Mounting Depth (X) in (mm)										Part Number			
7.9 (200)	5.30~9.06 (135~230)										SH5-200			
12.6 (320)	5.30~13.78 (135~350)										SH5-320			
15.7 (400)	5.30~16.93 (135~430)										SH5-400			
or														
Select for Standard Applications		Flange Handle⁽¹⁾ - requires shaft operated mechanism or cable operated mechanism + cable												
		NEMA Type	Flange Style	Test Function	Padlockable	Defeatable							Part Number	
		1, 3R, 4, 12	Standard	N	Y	Y							FLH1	
		1, 3R, 4, 4X, 12	Chrome Plated	N	Y	Y							FLH2	
		Shaft Operated Flange Mechanism⁽²⁾ - includes shaft												
		For Enclosure Depth in (mm)										Part Number		
		6~24 (152~613)										FLRM		
		Cable Operated Flange Mechanism and Cable - must select Mechanism⁽³⁾ and Cable⁽⁴⁾												
		Item / Length										Part Number		
		Cable Mechanism										FLCM		
36" (900mm) Cable										FLC36				
60" (1500mm) Cable										FLC60				
120" (3000mm) Cable										FLC120				

UL 98 Fused Rotary Disconnect Switches—200 & 400A

Standard Class J


For a Complete Assembly, Please Select:

SWITCH + LUGS	 + 	Switch										
		Amp Rating	Fuse Class	Number of Poles	SCCR	Max Horsepower Rating				DC*		Part Number
						1-Phase 220/240Vac	220/240Vac	3-Phase 440/480Vac	600 Vac	125 Vdc	250 Vdc	
		200	J	2	200kA	10	-	-	-	-	-	RDF200J-2
		200	J	3	200kA	-	60	125	150	-	-	RDF200J-3
		200	J	4	200kA	-	60	125	150	-	-	RDF200J-4
		400	J	2	200kA	10	-	-	-	20	50	RDF400J-2
		400	J	3	200kA	-	125	250	350	20	50	RDF400J-3
		400	J	4	200kA	-	125	250	350	20	50	RDF400J-4
		* DC Ratings use two poles in series.										
Terminal Lug Kit												
Switch Amp Rating	Number of Poles	Lugs Per Kit	Wire Range			Wire Type		Part Number				
200	2	2	#6-300MCM			75°C Cu/Al		LUG1-2				
200	3	3	#6-300MCM			75°C Cu/Al		LUG1-3				
200	4	4	#6-300MCM			75°C Cu/Al		LUG1-4				
400	2	2	#4-600MCM or Dual 1/0-250MCM			75°C Cu/Al		LUG2-2				
400	3	3	#4-600MCM or Dual 1/0-250MCM			75°C Cu/Al		LUG2-3				
400	4	4	#4-600MCM or Dual 1/0-250MCM			75°C Cu/Al		LUG2-4				
+												
	Direct Mount Handle - mounts directly to switch, no shaft required											
	For Switch Part Number	Color	Test Function	Padlockable						Part Number		
	All Switches	Black	Y	Y						DIR-07		
OR												
HANDLE	 or  + 	External Front Operated Pistol Handles - shaft required										
		NEMA Type	Color	Test Function	Padlockable	Defeatable	Part Number					
		1, 3R, 12	Black	N	Y	Y	H12-03B					
		1, 3R, 12	Red/Yellow	N	Y	Y	H12-03R					
		1, 3R, 4, 4X, 12	Black	N	Y	Y	H4X-06B					
		1, 3R, 4, 4X, 12	Red/Yellow	N	Y	Y	H4X-06R					
		1, 3R, 4, 4X, 12	Black	Y	Y	Y	H4X-06TB					
		1, 3R, 4, 4X, 12	Red/Yellow	Y	Y	Y	H4X-06TR					
		Metallic Hasp (Heavy Duty) External Front Operated Pistol Handles - shaft required										
		NEMA Type	Color	Test Function	Padlockable	Defeatable	Part Number					
1, 3R, 4, 4X, 12	Black	N	Y	Y	H4X-06BHD							
1, 3R, 4, 4X, 12	Red/Yellow	N	Y	Y	H4X-06RHD							
External Right Side Operated Pistol Handles - shaft required												
NEMA Type	Color	Test Function	Padlockable	Defeatable	Part Number							
1, 3R, 4, 4X, 12	Black	N	Y	N/A	H4X-06SB							
1, 3R, 4, 4X, 12	Red/Yellow	N	Y	N/A	H4X-06SR							
Shafts for Pistol Handles												
Length in (mm)	Mounting Depth (X) in (mm)							Part Number				
7.9 (200)	200A: 5.70-9.06 (145-230) 400A: 7.87-10.24 (200-260)							SH5-200				
12.6 (320)	200A: 5.70-13.78 (145-350) 400A: 7.87-16.93 (200-380)							SH5-320				
15.7 (400)	200A: 5.70-16.93 (145-430) 400A: 7.87-18.10 (200-460)							SH5-400				


UL 98 Non-Fused Rotary Disconnect Switches— 100, 200 and 400A

For a Complete Assembly, Please Select:

SWITCH + LUGS




+




Switch		Max Horsepower Rating						Part Number
Switch Amp Rating	No. of Poles	SCCR	1-Phase 220/240Vac	220/240Vac	3-Phase 440/480Vac	600 Vac		
100	3	200kA	10	30	75	100	RD100-3-SCCR	
200	3	200kA	10	75	150	200	RD200-3	
200	4	200kA	10	75	150	200	RD200-4	
400	3	200kA	-	125	250	350	RD400-3	
400	4	200kA	-	125	250	350	RD400-4	

Terminal Lug Kit			Wire Range	Wire Type	Part Number
Switch Amp Rating	No. of Poles	Lugs Per Kit			
100-200	2	2	#6-300MCM	75°C Cu/Al	LUG1-2
100-200	3	3	#6-300MCM	75°C Cu/Al	LUG1-3
100-200	4	4	#6-300MCM	75°C Cu/Al	LUG1-4
400	2	2	#4-600MCM or Dual 1/0-250MCM	75°C Cu/Al	LUG2-2
400	3	3	#4-600MCM or Dual 1/0-250MCM	75°C Cu/Al	LUG2-3
400	4	4	#4-600MCM or Dual 1/0-250MCM	75°C Cu/Al	LUG2-4
400	2	2	(2) #6-350MCM	75°C Cu/Al	LUG3-2
400	3	3	(2) #6-350MCM	75°C Cu/Al	LUG3-3
400	4	4	(2) #6-350MCM	75°C Cu/Al	LUG3-4


HANDLE



OR




OR



Direct Mount Handle - mounts directly to switch, no shaft required						
For Switch Part Number	Color	Test Function	Padlockable	Part Number		
All Switches	Black	N	Y	DIR-03		


External Front Operated Pistol Handles - shaft required						
NEMA Type	Color	Test Function	Padlockable	Defeatable	Part Number	
1, 3R, 12	Black	N	Y	Y	H12-03B	
1, 3R, 12	Red/Yellow	N	Y	Y	H12-03R	
1, 3R, 4, 4X, 12	Black	N	Y	Y	H4X-06B	
1, 3R, 4, 4X, 12	Red/Yellow	N	Y	Y	H4X-06R	

Metallic Hasp (Heavy Duty) External Front Operated Pistol Handles - shaft required						
NEMA Type	Color	Test Function	Padlockable	Defeatable	Part Number	
1, 3R, 4, 4X, 12	Black	N	Y	Y	H4X-06BHD	
1, 3R, 4, 4X, 12	Red/Yellow	N	Y	Y	H4X-06RHD	

Shafts for Pistol Handles			Part Number
Length in (mm)	Mounting Depth (X) in (mm)		
7.9 (200)	5.31~10.43 (135~265)		SH5-200
12.6 (320)	5.31~15.16 (135~385)		SH5-320
15.7 (400)	5.31~18.31 (135~465)		SH5-400

Shaft Guide		Part Number
Required for 15.7" (400mm) long shafts, optional for other lengths		SH-GUIDE2

ACCESSORIES



Auxiliary Contacts					
Contact Type	Number of Contacts	Continuous Amp Rating	Voltage Rating	Max Number of Aux Contacts per Switch	Part Number
NO + NC	1 of each	10.1A	125-250Vac	2	BAC03*
NO + NC	1 of each	10.1A	125-250Vac	2	BAC04*
NO + NC	1 of each	1A	125Vac	2	BAC11*
NO + NC	1 of each	1A	125Vac	2	BAC12*

* For one auxiliary contact, install either BAC03 or BAC11. For two auxiliary contacts, install BAC03 + BAC04, or BAC11 + BAC12.