


UL 98 Fused Rotary Disconnect Switches—30A

Compact Class CC & Class J

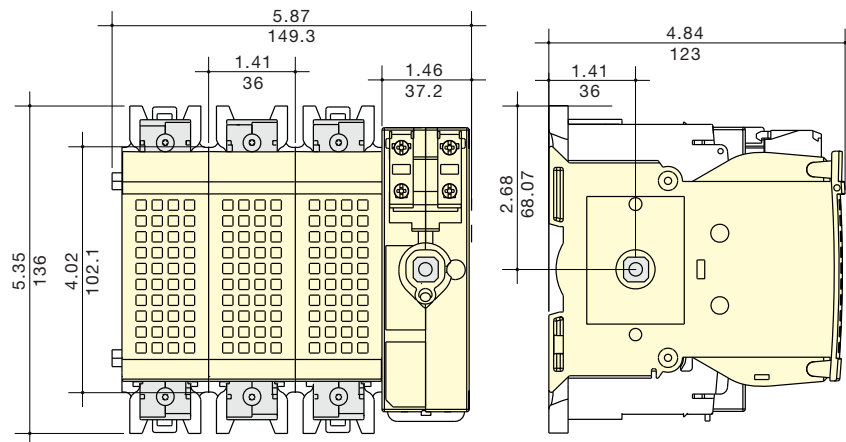
For a Complete Assembly, Please Select:

SWITCH		Switch										
		Amp Rating	Fuse Class	Number of Poles	SCCR	Max Horsepower Rating, 3-Ph			Wire Size	Wire Type	Part Number	
		30	CC	3	100kA	220/240Vac	440/480Vac	600 Vac	#14-10 Sol/Str	75°C Cu	RDF30CC-3	
		30	CC	3 + Ntrl*	100kA	7.5	15	20	#14-10 Sol/Str	75°C Cu	RDF30CC-3N	
		30	J	3	100kA	7.5	15	20	#14-10 Sol/Str	75°C Cu	RDF30J-3-COMP	
		30	J	3 + Ntrl*	100kA	7.5	15	20	#14-10 Sol/Str	75°C Cu	RDF30J-3N-COMP	
		* Neutral is switched.										
+												
HANDLE		Direct Mount Handle - mounts directly to switch, no shaft required									Part Number	
		For Switch Part Number	Color	Test Function	Padlockable	Defeatable	Part Number					
		RDF30CC- RDF30J-_-COMP	Black Black	Y Y	Y Y	DIR-05 DIR-06						
OR												
SELECT FOR STANDARD APPLICATIONS		External Front Operated Selector Handle - shaft required									Part Number	
		NEMA Type	Color	Test Function	Padlockable	Defeatable	Part Number					
		1, 3R, 4, 4X, 12	Black	N	Y	Y	H4X-04B					
		1, 3R, 4, 4X, 12	Red/Yellow	N	Y	Y	H4X-04R					
		Shafts for Selector Handles									Part Number	
		Length in (mm)	Mounting Depth (X) in (mm)							Part Number		
		7.9 (200)	4.02~9.65 (102~245)							SH1-200		
		12.6 (320)	4.02~14.37 (102~365)							SH1-320		
		15.7 (400)	4.02~17.52 (102~445)							SH1-400		
OR												
HANDLE		External Front Operated Pistol Handles - shaft required									Part Number	
		NEMA Type	Color	Test Function	Padlockable	Defeatable	Part Number					
		1, 3R, 12	Black	N	Y	Y	H12-05B					
		1, 3R, 12	Red/Yellow	N	Y	Y	H12-05R					
		1, 3R, 4, 4X, 12	Black	N	Y	Y	H4X-05B					
		1, 3R, 4, 4X, 12	Red/Yellow	N	Y	Y	H4X-05R					
		1, 3R, 4, 4X, 12	Black	Y	Y	Y	H4X-05TB					
		1, 3R, 4, 4X, 12	Red/Yellow	Y	Y	Y	H4X-05TR					
		Metallic Hasp (Heavy Duty) External Front Operated Pistol Handles - shaft required									Part Number	
		NEMA Type	Color	Test Function	Padlockable	Defeatable	Part Number					
		1, 3R, 4, 4X, 12	Black	N	Y	Y	H4X-05BHD					
		1, 3R, 4, 4X, 12	Red/Yellow	N	Y	Y	H4X-05RHD					
		Shafts for Pistol Handles									Part Number	
		Length in (mm)	Mounting Depth (X) in (mm)							Part Number		
		7.9 (200)	4.02~9.65 (102~245)							SH2-200		
		12.6 (320)	4.02~14.37 (102~365)							SH2-320		
		15.7 (400)	4.02~17.52 (102~445)							SH2-400		
OR												
ACCESSORIES		NFPA Through the Door Handle Kit - to be used with selector handle or front pistol handle									Part Number	
		Color	Test Function	Padlockable	Defeatable	Part Number						
		Red	N	Y	N	H79-1						
and...												
ACCESSORIES		Auxiliary Contacts									Part Number	
		Contact Type	Number of Contacts	Continuous Amp Rating	Voltage Rating	Maximum Number of Auxiliary Contacts per Disconnect Switch Part Number			Part Number			
		NO	1	10A	600Vac	RDF30CC-_: 4 / 8 with BAC-HOLDER2			BAC05 ⁽¹⁾			
		NC	1	10A	600Vac	RDF30J-_-COMP: 2 / 6 with BAC-HOLDER2			BAC06 ⁽¹⁾			
		Auxiliary Contact Holder				Accepts 4 Auxiliary Contacts: BAC05 or BAC06			BAC-HOLDER2 ⁽²⁾			

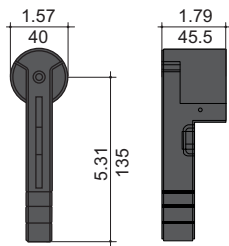
UL 98 Fused Rotary Disconnect Switches—30A Standard Class J

ACC.		and ...				
AUX CONTACTS		Auxiliary Contacts				Part Number
		Contact Type	Number of Contacts	Continuous Amp Rating	Voltage Rating	
		NO	1	10A	600Vac	
NC	1	10A	600Vac	4	BAC06	

Dimensions – in (mm)

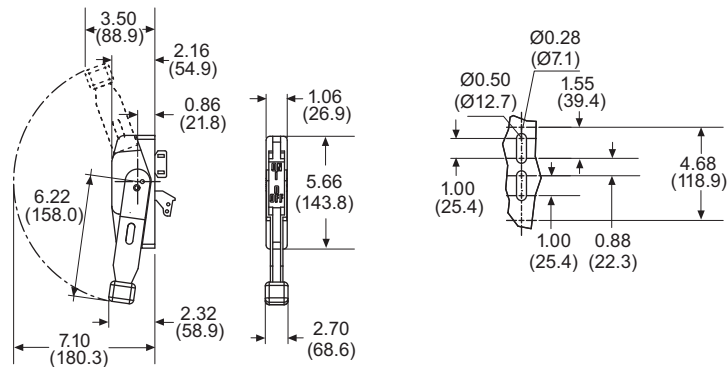


Direct Mount Handle



DIR-07

Flange Handle



FLH_

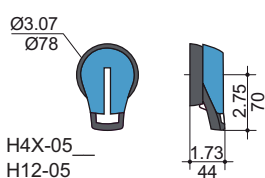
External Front & Right Side Pistol Handle

Handle Type

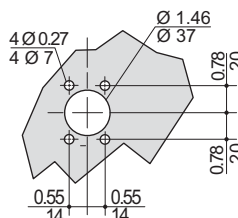
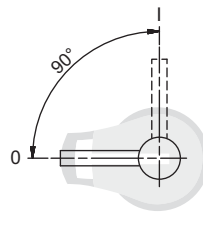
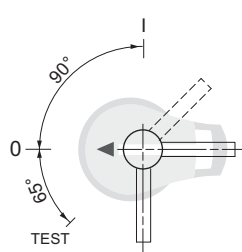
Direction of Front Operation

Direction of Right Side Operation

Door Drilling Layout




H4X-05
H12-05



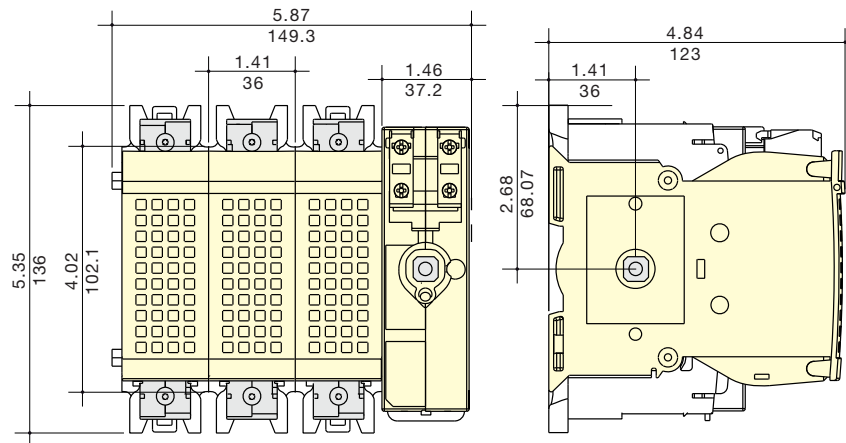
UL 98 Fused Rotary Disconnect Switches—60A

Compact Class J

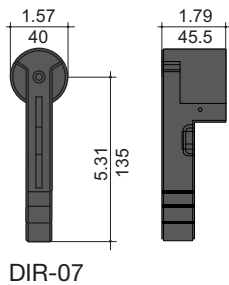
and ...

Acc. AUX CONTACTS		Auxillary Contacts				Max Number of Aux Contacts per Switch	Part Number
		Contact Type	Number of Contacts	Continuous Amp Rating	Voltage Rating		
		NO	1	10A	600Vac	4	BAC05
		NC	1	10A	600Vac	4	BAC06

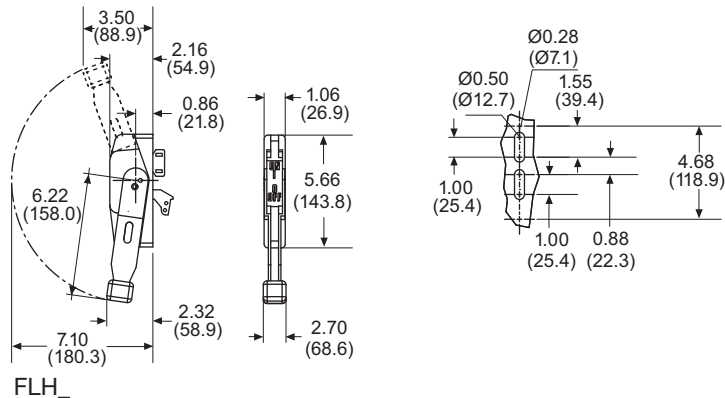
Dimensions – in (mm)



Direct Mount Handle



Flange Handle



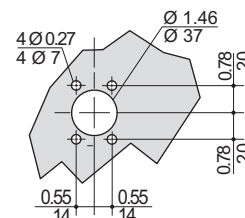
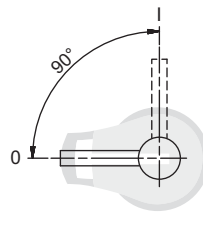
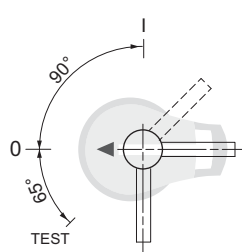
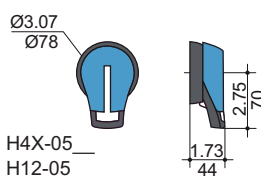
External Front & Right Side Pistol Handle

Handle Type

Direction of Front Operation



Direction of Right Side Operation

Door Drilling Layout

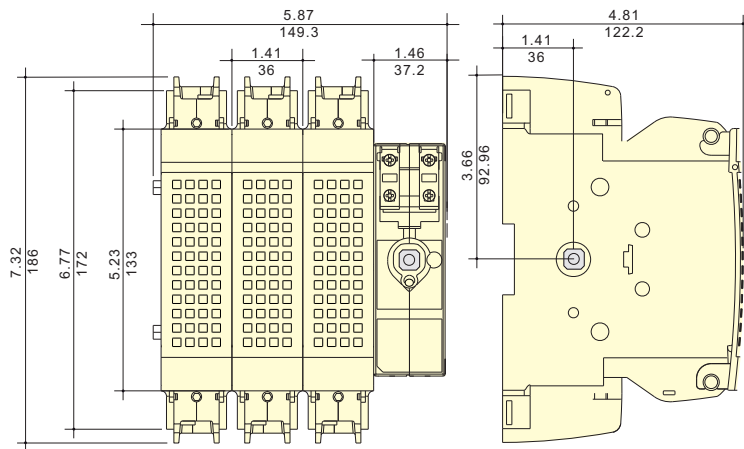


UL 98 Fused Rotary Disconnect Switches—60A

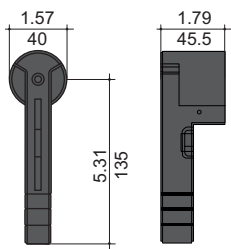
Standard Class J

Select		or					
NFPA HANDLE		NFPA Through the Door Handle Kit - to be used with front pistol handle					
		Color		Test Function	Padlockable	Defeatable	Part Number
		Red		N	Y	N	H79-2
Acc.		and ...					
AUX CONTACTS		Auxiliary Contacts					
		Contact Type	Number of Contacts	Continuous Amp Rating	Voltage Rating	Max Number of Aux Contacts per Switch	Part Number
		NO	1	10A	600Vac	4	BAC05
		NC	1	10A	600Vac	4	BAC06

Dimensions – in (mm)

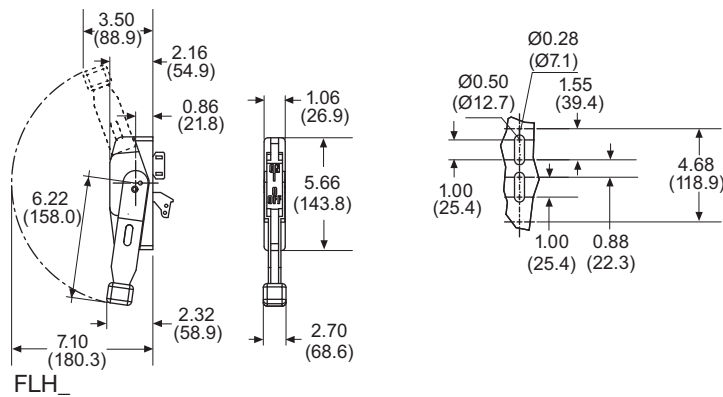


Direct Mount Handle



DIR-07

Flange Handle



FLH_

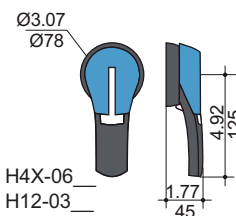
External Front and Right Side Pistol Handle

Handle Type

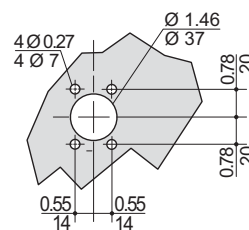
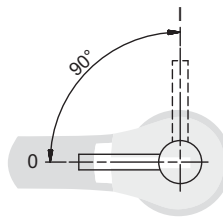
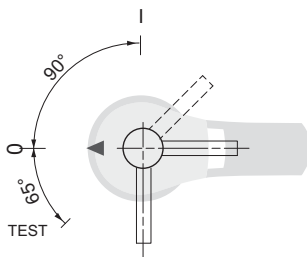
Direction of Front Operation

Direction of Right Side Operation

Door Drilling Layout







H4X-06
H12-03



Disconnect Switches

UL 98 Fused Rotary Disconnect Switches—200 & 400A Standard Class J

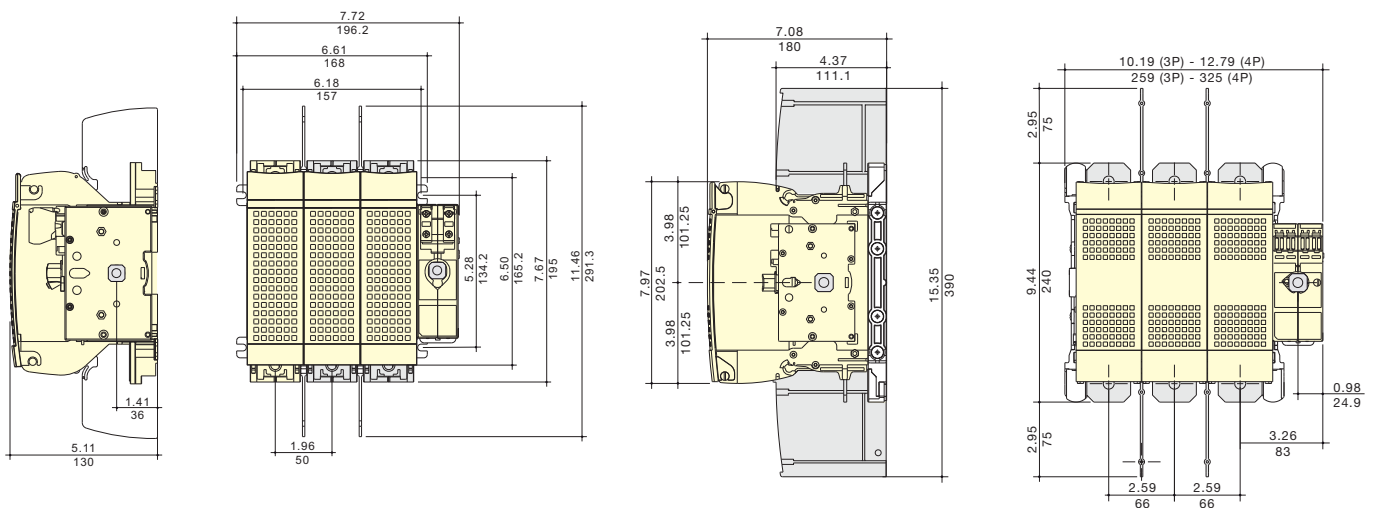
Select for Standard Applications		or					
		Flange Handle⁽¹⁾ 200A Only - requires shaft operated mechanism <i>or</i> cable operated mechanism + cable					
		NEMA Type	Flange Style	Test Function	Padlockable	Defeatable	Part Number
		1, 3R, 4, 12	Standard	N	Y	Y	FLH1
1, 3R, 4, 4X, 12	Chrome Plated	N	Y	Y	FLH2		
Shaft Operated Flange Mechanism⁽²⁾ 200A Only - includes shaft							
For Enclosure Depth in (mm)					Part Number		
6-24 (152-613)					FLRM		
Cable Operated Flange Mechanism and Cable 200A Only - must select Mechanism ⁽³⁾ <i>and</i> Cable ⁽⁴⁾							
Item					Part Number		
Cable Mechanism					FLCM		
36" (900mm) Cable					FLC36		
60" (1500mm) Cable					FLC60		
120" (3000mm) Cable					FLC120		
Accessories		or					
		NFPA Through the Door Handle Kit - to be used with front pistol handle					
		Switch	Color	Test Function	Padlockable	Defeatable	Part Number
		RDF200J-__	Red	N	Y	N	H79-2
RDF400J-__	Red	N	Y	N	H79-3		
and ...							
Accessories		Auxiliary Contacts					Part Number
		Contact Type	Number of Contacts	Continuous Amp Rating	Voltage Rating	Max Number of Aux Contacts per Switch	Part Number
		NO	1	10A	600Vac	RDF200J-__: 4	BAC05
		NC	1	10A	600Vac	RDF400J-__: 8	BAC06
and ...							
Accessories		Terminal Shrouds - includes terminal shroud for lineside or loadside					Part Number
		Switch Amp Rating	Number of Poles				Part Number
		200	2				TSH8-2TB
		200	3				TSH8-3TB
		200	4				TSH8-4TB
		400	2				TSH9-2TB
		400	3				TSH9-3TB
400	4				TSH9-4TB		

Disconnect Switches

Dimensions – in (mm)

• RDF200J-3

• RDF400J-3



UL 98 Fused Rotary Disconnect Switches—600 & 800A

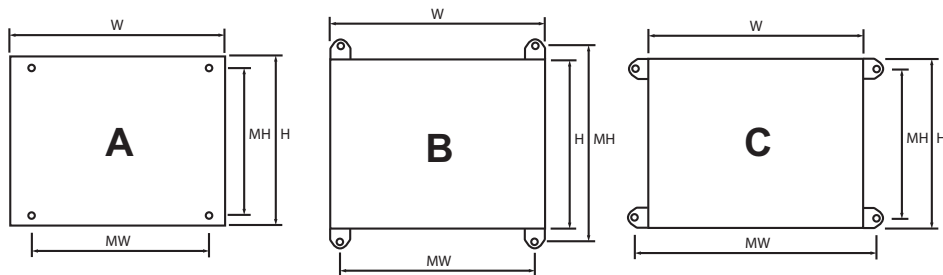
Standard Class J & Class L

For a Complete Assembly, Please Select:

Select for Standard Applications		Switch							
		Amp Rating	Fuse Class	Number of Poles	SCCR	Max Horsepower Rating, 3-Phase			Part Number
						220/240Vac	440/480Vac	600Vac	
		600	J	2	200kA	-	-	-	RDF600J-2
		600	J	3	200kA	200	400	500	RDF600J-3
		600	J	4	200kA	200	400	500	RDF600J-4
		800	L	2	200kA	-	-	-	RDF800L-2
		800	L	3	200kA	200	500	500	RDF800L-3
		800	L	4	200kA	200	500	500	RDF800L-4
		Terminal Lug Kit							
Switch Amp Rating	Number of Poles	Lugs Per Kit	Wire Range			Wire Type	Part Number		
600-800	2	2	(2) #2-600MCM			75°C Cu/Al	LUG5-2		
600-800	3	3	(2) #2-600MCM			75°C Cu/Al	LUG5-3		
600-800	4	4	(2) #2-600MCM			75°C Cu/Al	LUG5-4		
+									
Accessories		Direct Mount Handle - mounts directly to switch, no shaft required						Part Number	
		For Switch Part Number	Color	Test Function	Padlockable	Part Number			
		All Switches	Black	Y	Y	DIR-08			
		OR							
		External Front Operated Pistol Handles - shaft required						Part Number	
		NEMA Type	Color	Test Function	Padlockable	Defeatable	Part Number		
		1, 3R, 4, 4X, 12	Black	N	Y	Y	H4X-07B		
		1, 3R, 4, 4X, 12	Red/Yellow	N	Y	Y	H4X-07R		
		Metallic Hasp (Heavy Duty) External Front Operated Pistol Handles - shaft required						Part Number	
		NEMA Type	Color	Test Function	Padlockable	Defeatable	Part Number		
1, 3R, 4, 4X, 12	Black	N	Y	Y	H4X-07BHD				
1, 3R, 4, 4X, 12	Red/Yellow	N	Y	Y	H4X-07RHD				
Shafts for Pistol Handles						Part Number			
Length in (mm)	Mounting Depth (X) in (mm)					Part Number			
7.9 (200)	10.63~11.97 (270~304)					SH7-200			
12.6 (320)	10.63~16.69 (270~424)					SH7-320			
15.7 (400)	10.63~19.84 (270~504)					SH7-400			
OR									
NFPA Through the Door Handle Kit - to be used with front pistol handle						Part Number			
For Switch Part Number	Color	Test Function	Padlockable	Defeatable	Part Number				
All Switches	Red	N	Y	N	H79-4				
and ...									
Accessories		Auxiliary Contacts							
		Contact Type	Number of Contacts	Continuous Amp Rating	Voltage Rating	Max Number of Aux Contacts per Switch	Part Number		
		NO	1	10A	600Vac	8	BAC05		
		NC	1	10A	600Vac	8	BAC06		
		and ...							
		Terminal Shrouds - includes terminal shroud for lineside or loadside						Part Number	
		Switch Amp Rating	Number of Poles					Part Number	
		600-800	2					TSH10-2TB	
		600-800	3					TSH10-3TB	
		600-800	4					TSH10-4TB	

UL 98 Enclosed Fused Disconnects—30 to 800A

Enclosure Weights - Lbs & Dimensions - in





Part Number Family	Amp Rating	Fuse Type	NEMA Enclosure Type	H x W x D	Mounting Centers H x W			Weight Lbs
					A	B	C	
ER_-30J	30	J	1, 3R, 4, 12	10x10x6	8.3x8.3			15
			4X-SST	10x10x6		9.5x8.3	8.3x9.5	15
			4X-Plastic ⁽¹⁾	12x10x6		12x5.6	7.64x10	8
ER_-60J	60	J	1, 3R, 4, 12	12x10x6	10.3x8.3			19
			4X-SST	12x10x6		11.5x8.3	10.3x9.5	19
			4X-Plastic ⁽¹⁾	13x13x6		14x7.6	9.6x12	11
ER_-100J	100	J	1, 3R, 4, 12	14x12x6	12.3x10.3			21
			4X-SST	14x12x6		13.5x10.3	12.3x11.5	21
			4X-Plastic ⁽¹⁾	13x13x6		14x7.6	9.6x12	12
ER_-200J	200	J	1, 3R, 4, 12	24x20x8	22x18.1			55
			4X-SST	24x20x8		23.2x18.1	22x19.3	55
			4X-Plastic ⁽¹⁾	27x21x10		25.75x14		39
ER_-400J	400	J	1, 3R, 4, 12	48x36x12	45.75x34.9			188
			4X-SST	48x36x12		46.9x34.9	45.75x36.1	188
			4X-Plastic ⁽¹⁾	51x37x14		50.1x28.5		186
ER_-600J	600	J	1, 3R, 4, 12	48x36x12	45.75x34.9			216
			4X-SST	48x36x12		46.9x34.9	45.75x36.1	216
			4X-Plastic ⁽¹⁾	51x37x14		50.1x28.5		214
ER_-800L	800	L	1, 3R, 4, 12	48x36x12	45.75x34.9			216
			4X-SST	48x36x12		46.9x34.9	45.75x36.1	216
			4X-Plastic ⁽¹⁾	51x37x14		50.1x28.5		214

(1) Enclosures ≤100A are polycarbonate, flammability rating UL 94-5VA-V0, ≥200A are fiberglass, flammability rating UL 94-5V.

Disconnect Switches

Available Field-Installed Accessories - Order Separately

	Auxiliary Contacts - for 30 to 800 Amp Switches					
	Contact Type	Number of Contacts	Continuous Amp Rating	Voltage Rating	Max Number of Aux Contacts per Switch	Part Number
	NO	1	10A	600Vac	30 to 200A: 4 400 to 800A: 8	BAC05
	NC	1	10A	600Vac		BAC06

	Terminal Shrouds - for 200 to 800 Amp Switches - includes terminal shroud for lineside or loadside			
	Switch Amp Rating	Number of Poles		Part Number
	200	3		TSH8-3TB
	400	3		TSH9-3TB
	600-800	3		TSH10-3TB