

Subminiature Microtron® Fuses


MCRW Series, Fast-Acting, Wire-in-Air



Description

- Axial-leaded fast-acting thru-hole fuse
- Matte tin-plated copper lead wires
- High temperature epoxy plastic body, UL 94V0
- Low resistance values

Electrical Characteristics	
% of Amp Rating	Opening Time
100%	4 hours minimum
200%	5 seconds maximum



Agency Information

- UL Recognition Guide & File numbers: JDYX2 & E19180.
- CSA Certification Record No: LR 701159 & Class No: 1422 30 and 1422 01.

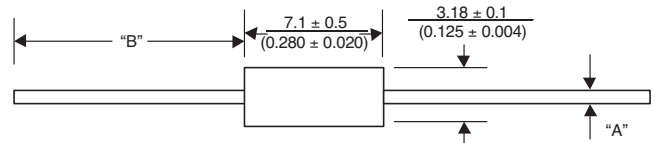
Environmental Data

- Shock resistance: MIL-STD-202, Method 213B, Test Condition I (Sawtooth)
- Vibration resistance: MIL-STD-202, Method 201 (10-55Hz x 3 axis/ no load)
- Moisture resistance: MIL-STD-202F, Method 106
- Soldering heat resistance: MIL-STD-202, Method 210 Top side (260°C, 20 sec)
- Salt spray: MIL-STD-202, Method 101, Test Condition B (48 Hours)
- Solderability MIL-STD-202, Method 208H
- Operating Temperature: -55°C to 125°C

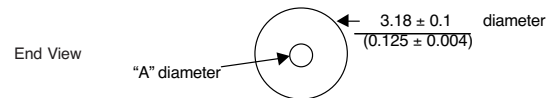
Ordering

- Specify packaging and product code (i.e., TR1/MCRW100mA)

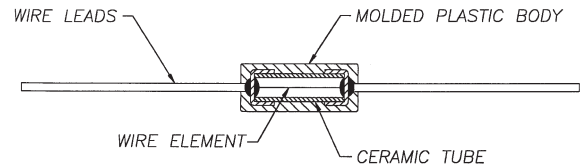
Dimensions - mm (in)



Amps	"A" Diameter	Packaging Code	"B" Length
100mA - 7A	0.025"	BK1	1.5"
10A - 15A	0.032"	TR1	1.13"



Construction



Part Number	Voltage Rating Vac/dc	Interrupting Rating* (amps)		Resistance (Ω)** Typical	Typical Melt I ^{††}	Typical Voltage Drop‡
		Vac	Vdc			
		MCRW100mA	125	50	300	15.5
MCRW125mA	125	50	300	2.2	0.0009	0.61
MCRW150mA	125	50	300	1.6	0.0015	0.54
MCRW200mA	125	50	300	1.2	0.002	0.48
MCRW250mA	125	50	300	0.85	0.004	0.43
MCRW300mA	125	50	300	0.62	0.008	0.39
MCRW375mA	125	50	300	0.49	0.012	0.35
MCRW500mA	125	50	300	0.33	0.023	0.31
MCRW750mA	125	50	300	0.19	0.056	0.25
MCRW1A	125	50	300	0.13	0.10	0.22
MCRW1.5A	125	50	300	0.07	0.25	0.18
MCRW2A	125	50	300	0.054	0.27	0.24
MCRW2.5A	125	50	300	0.041	0.50	0.22
MCRW3A	125	50	300	0.031	0.9	0.20
MCRW4A	125	50	300	0.023	1.6	0.19
MCRW5A	125	50	300	0.018	3	0.17
MCRW7A	125	50	300	0.012	7	0.15
MCRW10A	125	50	300	0.007	21	0.098
MCRW12A	125	50	300	0.006	35	0.093
MCRW15A	125	50	300	0.004	63	0.088

* AC Interrupting Rating (Measured at designated voltage, 100%) DC Interrupting Rating (Measured at designated voltage, rise time of less than 50 microseconds, battery source)

** DC Cold Resistance (Measured at 10% of rated current)

† Typical Melting I^{††} (Measured with a battery bank at rated DC voltage, 10x-rated current, rise time of calibrated circuit less than 50 microseconds)

‡ Typical Voltage Drop (Measured at rated current after temperature stabilizes)