











UL 98 Non-Fused Rotary Disconnect Switches—30, 60 and Compact 100A

For a Complete Assembly, Please Select:

SWITCH		Switch										
		Switch Amp Rating	No. of Poles	SCCR	Max Horsepower Rating					Wire Size	Wire Type	Part Number
					1-Phase		3-Phase					
					120 Vac	220/240Vac	220/240Vac	440/480Vac	600 Vac			
	30	3	100kA	2	5	10	20	25	#10-2/0 Str #12-10 Sol	75°C Cu	RD30-3	
	60	3	100kA	3	10	20	40	50	#10-2/0 Str #12-10 Sol	75°C Cu	RD60-3	
	100	3	25/100kA*	5	10	20	50	50	#10-2/0 Str #12-10 Sol	75°C Cu	RD100-3	
	* 100kA @480Vac, 25kA @ 600Vac.											
	+											
	HANDLES		Direct Mount Handle - mounts directly to switch, no shaft required									
For Switch Part Number			Color		Test Function	Padlockable				Part Number		
All Switches		Black		N	Y - On Switch				DIR-02			
OR												
		External Front or Right Side Operated Selector Handles - shaft required										
		NEMA Type	Color	Handle Length	Test Function	Padlockable				Part Number		
1, 3R, 4, 4X, 12		Black	Short	N	Y				H4X-01B ⁽¹⁾			
1, 3R, 4, 4X, 12		Red/Yellow	Short	N	Y				H4X-01R ⁽¹⁾			
1, 3R, 4, 4X, 12		Black	Long	N	Y				H4X-02B ⁽²⁾			
1, 3R, 4, 4X, 12		Red/Yellow	Long	N	Y				H4X-02R ⁽²⁾			
	External Front Operated Pistol Handles - shaft required											
	NEMA Type	Color	Handle Length	Test Function	Padlockable	Defeatable			Part Number			
1, 3R, 4, 4X, 12	Black	—	N	Y	Y			H4X-03B				
1, 3R, 4, 4X, 12	Red/Yellow	—	N	Y	Y			H4X-03R				
	Metallic Hasp (Heavy Duty) External Front Operated Pistol Handles - shaft required											
	NEMA Type	Color	Handle Length	Test Function	Padlockable	Defeatable			Part Number			
1, 3R, 4, 4X, 12	Black	—	N	Y	Y			H4X-03BHD				
1, 3R, 4, 4X, 12	Red/Yellow	—	N	Y	Y			H4X-03RHD				
	Shafts for Selector Handles											
	Length in (mm)	Mounting Depth (X) in (mm)							Part Number			
	5.9 (150)	3.50~7.60 (89~193)							SH4-150 ⁽¹⁾			
	7.9 (200)	3.50~9.50 (89~241)							SH4-200 ⁽¹⁾			
12.6 (320)	3.50~14.9 (89~378)							SH4-320 ⁽¹⁾				
	Shafts for Pistol Handles											
	Length in (mm)	Mounting Depth (X) in (mm)							Part Number			
	7.9 (200)	3.30~7.40 (84~188)							SH3-200 ⁽²⁾			
	12.6 (320)	3.30~9.30 (84~236)							SH3-320 ⁽²⁾			
15.7 (400)	3.30~14.7 (84~373)							SH3-400 ⁽²⁾				
	Shaft Guide for Selector Handles											
									Part Number			
									SH-GUIDE1			
	Shaft Guide for Pistol Handles											
									Part Number			
									SH-GUIDE2			
and ...												
Acc's AUX CONTACTS		Auxiliary Contacts										
		Contact Type	Number of Contacts	Continuous Amp Rating	Voltage Rating	Max Number of Units per Switch				Part Number		
		NO + NC	1 of each	10A	240Vac	2 (1 per side/4 contacts total)				BAC01		
									BAC02			