

# UL 98 Fused Rotary Disconnect Switches—30A

Compact Class CC & Class J



For a Complete Assembly, Please Select:

SWITCH		<b>Switch</b>									
		<b>Amp Rating</b>	<b>Fuse Class</b>	<b>Number of Poles</b>	<b>SCCR</b>	<b>Max Horsepower Rating, 3-Ph</b>			<b>Wire Size</b>	<b>Wire Type</b>	<b>Part Number</b>
		30	CC	3	100kA	220/240Vac	440/480Vac	600 Vac	#14-10 Sol/Str	75°C Cu	RDF30CC-3
		30	CC	3 + Ntrl*	100kA	7.5	15	20	#14-10 Sol/Str	75°C Cu	RDF30CC-3N
		30	J	3	100kA	7.5	15	20	#14-10 Sol/Str	75°C Cu	RDF30J-3-COMP
		30	J	3 + Ntrl*	100kA	7.5	15	20	#14-10 Sol/Str	75°C Cu	RDF30J-3N-COMP
		* Neutral is switched.									
+											
HANDLE		<b>Direct Mount Handle - mounts directly to switch, no shaft required</b>									
		<b>For Switch Part Number</b>	<b>Color</b>	<b>Test Function</b>	<b>Padlockable</b>					<b>Part Number</b>	
		RDF30CC- RDF30J-_-COMP	Black Black	Y Y	Y Y					DIR-05 DIR-06	
OR											
SELECT FOR STANDARD APPLICATIONS		<b>External Front Operated Selector Handle - shaft required</b>									
		<b>NEMA Type</b>	<b>Color</b>	<b>Test Function</b>	<b>Padlockable</b>	<b>Defeatable</b>				<b>Part Number</b>	
		1, 3R, 4, 4X, 12	Black	N	Y	Y				H4X-04B	
		1, 3R, 4, 4X, 12	Red/Yellow	N	Y	Y				H4X-04R	
		<b>Shafts for Selector Handles</b>									
		<b>Length in (mm)</b>	<b>Mounting Depth (X) in (mm)</b>							<b>Part Number</b>	
		7.9 (200)	4.02~9.65 (102~245)							SH1-200	
		12.6 (320)	4.02~14.37 (102~365)							SH1-320	
		15.7 (400)	4.02~17.52 (102~445)							SH1-400	
OR											
HANDLE		<b>External Front Operated Pistol Handles - shaft required</b>									
		<b>NEMA Type</b>	<b>Color</b>	<b>Test Function</b>	<b>Padlockable</b>	<b>Defeatable</b>				<b>Part Number</b>	
		1, 3R, 12	Black	N	Y	Y				H12-05B	
		1, 3R, 12	Red/Yellow	N	Y	Y				H12-05R	
		1, 3R, 4, 4X, 12	Black	N	Y	Y				H4X-05B	
		1, 3R, 4, 4X, 12	Red/Yellow	N	Y	Y				H4X-05R	
		1, 3R, 4, 4X, 12	Black	Y	Y	Y				H4X-05TB	
		1, 3R, 4, 4X, 12	Red/Yellow	Y	Y	Y				H4X-05TR	
		<b>Metallic Hasp (Heavy Duty) External Front Operated Pistol Handles - shaft required</b>									
		<b>NEMA Type</b>	<b>Color</b>	<b>Test Function</b>	<b>Padlockable</b>	<b>Defeatable</b>				<b>Part Number</b>	
		1, 3R, 4, 4X, 12	Black	N	Y	Y				H4X-05BHD	
		1, 3R, 4, 4X, 12	Red/Yellow	N	Y	Y				H4X-05RHD	
		<b>Shafts for Pistol Handles</b>									
		<b>Length in (mm)</b>	<b>Mounting Depth (X) in (mm)</b>							<b>Part Number</b>	
		7.9 (200)	4.02~9.65 (102~245)							SH2-200	
		12.6 (320)	4.02~14.37 (102~365)							SH2-320	
		15.7 (400)	4.02~17.52 (102~445)							SH2-400	
OR											
ACCESSORIES		<b>NFPA Through the Door Handle Kit - to be used with selector handle or front pistol handle</b>									
		<b>Color</b>	<b>Test Function</b>	<b>Padlockable</b>	<b>Defeatable</b>					<b>Part Number</b>	
		Red	N	Y	N					H79-1	
and...											
ACCESSORIES		<b>Auxiliary Contacts</b>									
		<b>Contact Type</b>	<b>Number of Contacts</b>	<b>Continuous Amp Rating</b>	<b>Voltage Rating</b>	<b>Maximum Number of Auxiliary Contacts per Disconnect Switch Part Number</b>					<b>Part Number</b>
		NO	1	10A	600Vac	RDF30CC-_: 4 / 8 with BAC-HOLDER2				BAC05 <sup>(1)</sup>	
		NC	1	10A	600Vac	RDF30J-_-COMP: 2 / 6 with BAC-HOLDER2				BAC06 <sup>(1)</sup>	
		Auxiliary Contact Holder				Accepts 4 Auxiliary Contacts: BAC05 or BAC06				BAC-HOLDER2 <sup>(2)</sup>	

# UL 98 Fused Rotary Disconnect Switches—30A

Standard Class J







For a Complete Assembly, Please Select:

SWITCH		<b>Switch</b>											
		<b>Amp Rating</b>	<b>Fuse Class</b>	<b>No. of Poles</b>	<b>SCCR</b>	<b>Max Horsepower Rating</b>					<b>Wire Size</b>	<b>Wire Type</b>	<b>Part Number</b>
					<b>1-Phase 220/240Vac</b>	<b>220/240Vac</b>	<b>3-Phase 440/480Vac</b>	<b>600 Vac</b>	<b>DC*</b>				
		30	J	2	200kA	3	-	-	-	3	5	#14-10 Sol #14-6 Str	75°C Cu
	30	J	3	200kA	-	7.5	15	20	3	5	#14-10 Sol #14-6 Str	75°C Cu	RDF30J-3
	30	J	4	200kA	-	7.5	15	20	3	5	#14-10 Sol #14-6 Str	75°C Cu	RDF30J-4
	* DC Ratings use two poles in series.												
+													
HANDLE		<b>Direct Mount Handle - mounts directly to switch, no shaft required</b>											
		<b>For Switch Part Number</b>	<b>Color</b>	<b>Test Function</b>	<b>Padlockable</b>							<b>Part Number</b>	
		All Switches	Black	Y	Y - On Switch							DIR-07	
	or												
		<b>External Front Operated Pistol Handles - shaft required</b>											
		<b>NEMA Type</b>	<b>Color</b>	<b>Test Function</b>	<b>Padlockable</b>	<b>Defeatable</b>							<b>Part Number</b>
		1, 3R, 12	Black	N	Y	Y							H12-05B
		1, 3R, 12	Red/Yellow	N	Y	Y							H12-05R
		1, 3R, 4, 4X, 12	Black	N	Y	Y							H4X-05B
		1, 3R, 4, 4X, 12	Red/Yellow	N	Y	Y							H4X-05R
	1, 3R, 4, 4X, 12	Black	Y	Y	Y							H4X-05TB	
	1, 3R, 4, 4X, 12	Red/Yellow	Y	Y	Y							H4X-05TR	
or		<b>Metallic Hasp (Heavy Duty) External Front Operated Pistol Handles - shaft required</b>											
	<b>NEMA Type</b>	<b>Color</b>	<b>Test Function</b>	<b>Padlockable</b>	<b>Defeatable</b>							<b>Part Number</b>	
	1, 3R, 4, 4X, 12	Black	N	Y	Y							H4X-05BHD	
	1, 3R, 4, 4X, 12	Red/Yellow	N	Y	Y							H4X-05RHD	
	<b>External Right Side Operated Pistol Handles - shaft required</b>												
	<b>NEMA Type</b>	<b>Color</b>	<b>Test Function</b>	<b>Padlockable</b>	<b>Defeatable</b>							<b>Part Number</b>	
	1, 3R, 4, 4X, 12	Black	N	Y	N/A							H4X-05SB	
	1, 3R, 4, 4X, 12	Red/Yellow	N	Y	N/A							H4X-05SR	
	<b>Shafts for Pistol Handles</b>												
	<b>Length in (mm)</b>	<b>Mounting Depth (X) in (mm)</b>									<b>Part Number</b>		
	7.9 (200)	5.30~9.06 (135~230)									SH5-200		
	12.6 (320)	5.30~13.78 (135~350)									SH5-320		
	15.7 (400)	5.30~16.93 (135~430)									SH5-400		
or													
	<b>Flange Handle<sup>(1)</sup> - requires shaft operated mechanism or cable operated mechanism + cable</b>												
	<b>NEMA Type</b>	<b>Flange Style</b>	<b>Test Function</b>	<b>Padlockable</b>	<b>Defeatable</b>							<b>Part Number</b>	
	1, 3R, 4, 12	Standard	N	Y	Y							FLH1	
	1, 3R, 4, 4X, 12	Chrome Plated	N	Y	Y							FLH2	
	<b>Shaft Operated Flange Mechanism<sup>(2)</sup> - includes shaft</b>												
	<b>For Enclosure Depth - in (mm)</b>										<b>Part Number</b>		
	6~24 (152~613)										FLRM		
	<b>Cable Operated Flange Mechanism and Cable - must select Mechanism<sup>(3)</sup> and Cable<sup>(4)</sup></b>												
	<b>Item / Length</b>										<b>Part Number</b>		
	Cable Mechanism										FLCM		
	36" (900mm) Cable										FLC36		
	60" (1500mm) Cable										FLC60		
	120" (3000mm) Cable										FLC120		
or													
	<b>NFPA Through the Door Handle Kit - to be used with selector handle or front pistol handle</b>												
	<b>Color</b>	<b>Test Function</b>	<b>Padlockable</b>	<b>Defeatable</b>								<b>Part Number</b>	
	Red	N	Y	N								H79-2	

# UL 98 Fused Rotary Disconnect Switches—60A

Compact Class J

For a Complete Assembly, Please Select:

SWITCH		<b>Switch</b>																																																																					
		<table border="1"> <thead> <tr> <th rowspan="2">Amp Rating</th> <th rowspan="2">Fuse Class</th> <th rowspan="2">Number of Poles</th> <th rowspan="2">SCCR</th> <th colspan="4">Max Horsepower Rating</th> <th colspan="2">DC*</th> <th rowspan="2">Wire Size</th> <th rowspan="2">Wire Type</th> <th rowspan="2">Part Number</th> </tr> <tr> <th>1-Phase 220/240Vac</th> <th>3-Phase 220/240Vac</th> <th>440/480Vac</th> <th>600 Vac</th> <th>125 Vdc</th> <th>250 Vdc</th> </tr> </thead> <tbody> <tr> <td>60</td> <td>J</td> <td>2</td> <td>100kA</td> <td>10</td> <td>-</td> <td>-</td> <td>-</td> <td>5</td> <td>10</td> <td>#14-10 Sol #14-6 Str</td> <td>75°C Cu</td> <td>RDF60J-2-COMP</td> </tr> <tr> <td>60</td> <td>J</td> <td>3</td> <td>100kA</td> <td>-</td> <td>15</td> <td>30</td> <td>50</td> <td>5</td> <td>10</td> <td>#14-10 Sol #14-6 Str</td> <td>75°C Cu</td> <td>RDF60J-3-COMP</td> </tr> <tr> <td>60</td> <td>J</td> <td>4</td> <td>100kA</td> <td>-</td> <td>15</td> <td>30</td> <td>50</td> <td>5</td> <td>10</td> <td>#14-10 Sol #14-6 Str</td> <td>75°C Cu</td> <td>RDF60J-4-COMP</td> </tr> </tbody> </table>	Amp Rating	Fuse Class	Number of Poles	SCCR	Max Horsepower Rating				DC*		Wire Size	Wire Type	Part Number	1-Phase 220/240Vac	3-Phase 220/240Vac	440/480Vac	600 Vac	125 Vdc	250 Vdc	60	J	2	100kA	10	-	-	-	5	10	#14-10 Sol #14-6 Str	75°C Cu	RDF60J-2-COMP	60	J	3	100kA	-	15	30	50	5	10	#14-10 Sol #14-6 Str	75°C Cu	RDF60J-3-COMP	60	J	4	100kA	-	15	30	50	5	10	#14-10 Sol #14-6 Str	75°C Cu	RDF60J-4-COMP	* DC Ratings use two poles in series.										
							Amp Rating	Fuse Class	Number of Poles	SCCR	Max Horsepower Rating					DC*		Wire Size	Wire Type	Part Number																																																			
			1-Phase 220/240Vac	3-Phase 220/240Vac	440/480Vac	600 Vac					125 Vdc	250 Vdc																																																											
	60	J	2	100kA	10	-	-	-	5	10	#14-10 Sol #14-6 Str	75°C Cu	RDF60J-2-COMP																																																										
	60	J	3	100kA	-	15	30	50	5	10	#14-10 Sol #14-6 Str	75°C Cu	RDF60J-3-COMP																																																										
	60	J	4	100kA	-	15	30	50	5	10	#14-10 Sol #14-6 Str	75°C Cu	RDF60J-4-COMP																																																										
	+																																																																						
	HANDLE		<b>Direct Mount Handle - mounts directly to switch, no shaft required</b>																																																																				
			For Switch Part Number	Color	Test Function	Padlockable				Part Number																																																													
All Switches										Black	Y	Y - On Switch		DIR-07																																																									
or																																																																							
 or  + 		<b>External Front Operated Pistol Handles - shaft required</b>																																																																					
		NEMA Type	Color	Test Function	Padlockable	Defeatable				Part Number																																																													
		1, 3R, 12	Black	N	Y	Y				H12-05B																																																													
		1, 3R, 12	Red/Yellow	N	Y	Y				H12-05R																																																													
		1, 3R, 4, 4X, 12	Black	N	Y	Y				H4X-05B																																																													
		1, 3R, 4, 4X, 12	Red/Yellow	N	Y	Y				H4X-05R																																																													
	1, 3R, 4, 4X, 12	Black	Y	Y	Y				H4X-05TB																																																														
	1, 3R, 4, 4X, 12	Red/Yellow	Y	Y	Y				H4X-05TR																																																														
	<b>Metallic Hasp (Heavy Duty) External Front Operated Pistol Handles - shaft required</b>																																																																						
	NEMA Type	Color	Test Function	Padlockable	Defeatable				Part Number																																																														
1, 3R, 4, 4X, 12	Black	N	Y	Y				H4X-05BHD																																																															
1, 3R, 4, 4X, 12	Red/Yellow	N	Y	Y				H4X-05RHD																																																															
<b>External Right Side Operated Pistol Handles - shaft required</b>																																																																							
NEMA Type	Color	Test Function	Padlockable	Defeatable				Part Number																																																															
1, 3R, 4, 4X, 12	Black	N	Y	N/A				H4X-05SB																																																															
1, 3R, 4, 4X, 12	Red/Yellow	N	Y	N/A				H4X-05SR																																																															
<b>Shafts for Pistol Handles</b>																																																																							
Length in (mm)	Mounting Depth (X) in (mm)							Part Number																																																															
7.9 (200)	5.30~9.06 (135~230)							SH5-200																																																															
12.6 (320)	5.30~13.78 (135~350)							SH5-320																																																															
15.7 (400)	5.30~16.93 (135~430)							SH5-400																																																															
or																																																																							
	<b>Flange Handle<sup>(1)</sup> - requires shaft operated mechanism or cable operated mechanism + cable</b>																																																																						
	NEMA Type	Flange Style	Test Function	Padlockable	Defeatable				Part Number																																																														
	1, 3R, 4, 12	Standard	N	Y	Y				FLH1																																																														
	1, 3R, 4, 4X, 12	Chrome Plated	N	Y	Y				FLH2																																																														
	<b>Shaft Operated Flange Mechanism<sup>(2)</sup> - includes shaft</b>																																																																						
	For Enclosure Depth - in (mm)								Part Number																																																														
	6-24 (152~613)								FLRM																																																														
	<b>Cable Operated Flange Mechanism and Cable - must select Mechanism<sup>(3)</sup> and Cable<sup>(4)</sup></b>																																																																						
	Item / Length								Part Number																																																														
	Cable Mechanism								FLCM																																																														
36" (900mm) Cable								FLC36																																																															
60" (1500mm) Cable								FLC60																																																															
120" (3000mm) Cable								FLC120																																																															
or																																																																							
	<b>NFPA Through the Door Handle Kit - to be used with selector handle or front pistol handle</b>																																																																						
	Color				Test Function	Padlockable	Defeatable				Part Number																																																												
Red										N	Y	N	H79-2																																																										