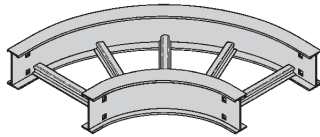


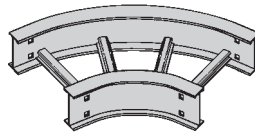
Series 2, 3, 4 & 5 - Fittings

Horizontal Bend 90° 60° (HB)

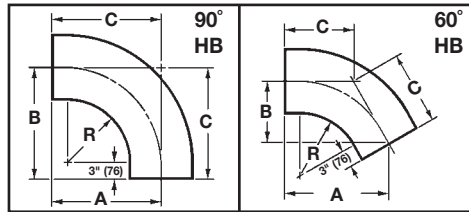
1 pair splice plates with hardware included.



90° Horizontal Bend



60° Horizontal Bend



Bottoms manufactured:

Ladder = 9" Rung Spacing

VT & 04 = 4" Rung Spacing

ST & SB = Flat sheet over

12" Rung Spacing

Bend Radius R	Tray Width		90° Horizontal Bend Dimensions						60° Horizontal Bend Dimensions											
			Catalog No.			A		B		C		Catalog No.			A		B		C	
			in.	mm	in.	mm	in.	mm	in.	mm	in.	mm	in.	mm	in.	mm	in.	mm	in.	mm
12	305	6	152	(Pre)-06-90HB12	18	457	18	457	18	457	(Pre)-06-60HB12	17 ¹ / ₂	445	10 ¹ / ₈	257	11 ¹¹ / ₁₆	297			
		9	228	(Pre)-09-90HB12	19 ¹ / ₂	495	19 ¹ / ₂	495	19 ¹ / ₂	495	(Pre)-09-60HB12	18 ¹³ / ₁₆	478	10 ⁷ / ₈	276	12 ¹ / ₂	318			
		12	305	(Pre)-12-90HB12	21	533	21	533	21	533	(Pre)-12-60HB12	20 ¹ / ₁₆	510	11 ⁵ / ₈	295	13 ³ / ₈	340			
		18	457	(Pre)-18-90HB12	24	610	24	610	24	610	(Pre)-18-60HB12	22 ¹¹ / ₁₆	576	13 ¹ / ₈	333	15 ¹ / ₈	384			
		24	609	(Pre)-24-90HB12	27	686	27	686	27	686	(Pre)-24-60HB12	25 ⁵ / ₁₆	643	14 ⁵ / ₈	372	16 ⁷ / ₈	429			
		30	762	(Pre)-30-90HB12	30	762	30	762	30	762	(Pre)-30-60HB12	27 ⁷ / ₈	708	16 ¹ / ₈	410	18 ⁹ / ₁₆	472			
		36	914	(Pre)-36-90HB12	33	838	33	838	33	838	(Pre)-36-60HB12	30 ¹ / ₂	775	17 ⁵ / ₈	448	20 ⁵ / ₁₆	516			
42	1218	(Pre)-42-90HB12	36	914	36	914	36	914	(Pre)-42-60HB12	33 ¹ / ₁₆	840	19 ¹ / ₈	486	22 ¹ / ₁₆	560					
24	610	6	152	(Pre)-06-90HB24	30	762	30	762	30	762	(Pre)-06-60HB24	27 ⁷ / ₈	708	16 ¹ / ₈	410	18 ⁹ / ₁₆	472			
		9	228	(Pre)-09-90HB24	31 ¹ / ₂	800	31 ¹ / ₂	800	31 ¹ / ₂	800	(Pre)-09-60HB24	29 ⁹ / ₁₆	741	16 ⁷ / ₈	429	19 ⁷ / ₁₆	494			
		12	305	(Pre)-12-90HB24	33	838	33	838	33	838	(Pre)-12-60HB24	30 ¹ / ₂	775	17 ⁵ / ₈	448	20 ⁵ / ₁₆	516			
		18	457	(Pre)-18-90HB24	36	914	36	914	36	914	(Pre)-18-60HB24	33 ¹ / ₁₆	708	19 ¹ / ₈	486	22 ¹ / ₁₆	560			
		24	609	(Pre)-24-90HB24	39	991	39	991	39	991	(Pre)-24-60HB24	35 ¹¹ / ₁₆	907	20 ⁵ / ₈	524	23 ³ / ₁₆	605			
		30	762	(Pre)-30-90HB24	42	1067	42	1067	42	1067	(Pre)-30-60HB24	38 ¹ / ₄	972	22 ¹ / ₈	564	25 ¹ / ₂	648			
		36	914	(Pre)-36-90HB24	45	1143	45	1143	45	1143	(Pre)-36-60HB24	40 ⁷ / ₈	1038	23 ⁵ / ₈	600	27 ¹ / ₄	692			
42	1218	(Pre)-42-90HB24	48	1219	48	1219	48	1219	(Pre)-42-60HB24	43 ¹ / ₂	1105	25 ¹ / ₈	638	29	737					
36	915	6	152	(Pre)-06-90HB36	42	1067	42	1067	42	1067	(Pre)-06-60HB36	38 ¹ / ₄	971	22 ¹ / ₈	562	25 ¹ / ₂	648			
		9	228	(Pre)-09-90HB36	43 ¹ / ₂	1105	43 ¹ / ₂	1105	43 ¹ / ₂	1105	(Pre)-09-60HB36	39 ⁹ / ₁₆	1005	22 ⁷ / ₈	581	26 ³ / ₈	670			
		12	305	(Pre)-12-90HB36	45	1143	45	1143	45	1143	(Pre)-12-60HB36	40 ⁷ / ₈	1038	23 ⁵ / ₈	600	27 ¹ / ₄	692			
		18	457	(Pre)-18-90HB36	48	1219	48	1219	48	1219	(Pre)-18-60HB36	43 ¹ / ₂	1105	25 ¹ / ₈	638	29	737			
		24	609	(Pre)-24-90HB36	51	1295	51	1295	51	1295	(Pre)-24-60HB36	46 ¹ / ₁₆	1170	26 ⁵ / ₈	676	30 ¹¹ / ₁₆	780			
		30	762	(Pre)-30-90HB36	54	1372	54	1375	54	1372	(Pre)-30-60HB36	48 ¹ / ₁₆	1237	28 ¹ / ₈	714	32 ⁷ / ₁₆	824			
		36	914	(Pre)-36-90HB36	57	1448	57	1488	57	1448	(Pre)-36-60HB36	51 ¹ / ₄	1302	29 ⁵ / ₈	753	34 ³ / ₁₆	869			
42	1218	(Pre)-42-90HB36	60	1524	60	1524	60	1524	(Pre)-42-60HB36	53 ⁷ / ₈	1368	31 ¹ / ₈	791	35 ¹⁵ / ₁₆	913					
48	1220	6	152	(Pre)-06-90HB48	54	1372	54	1372	54	1372	(Pre)-06-60HB48	48 ¹ / ₁₆	1221	28 ¹ / ₈	715	32 ¹¹ / ₁₆	830			
		9	228	(Pre)-09-90HB48	55 ¹ / ₂	1410	55 ¹ / ₂	1410	55 ¹ / ₂	1410	(Pre)-09-60HB48	49 ¹⁵ / ₁₆	1268	28 ⁷ / ₈	734	33 ³ / ₁₆	846			
		12	305	(Pre)-12-90HB48	57	1448	57	1448	57	1448	(Pre)-12-60HB48	51 ¹ / ₄	1302	29 ⁵ / ₈	753	34 ³ / ₁₆	868			
		18	457	(Pre)-18-90HB48	60	1524	60	1524	60	1524	(Pre)-18-60HB48	53 ⁷ / ₈	1368	31 ¹ / ₈	791	35 ¹⁵ / ₁₆	913			
		24	609	(Pre)-24-90HB48	63	1600	63	1600	63	1600	(Pre)-24-60HB48	56 ⁷ / ₁₆	1434	32 ⁵ / ₈	829	37 ⁵ / ₈	956			
		30	762	(Pre)-30-90HB48	66	1676	66	1676	66	1676	(Pre)-30-60HB48	59 ¹ / ₁₆	1500	34 ¹ / ₈	867	39 ³ / ₈	1000			
		36	914	(Pre)-36-90HB48	69	1753	69	1753	69	1753	(Pre)-36-60HB48	61 ¹¹ / ₁₆	1567	35 ⁵ / ₈	905	41 ¹ / ₈	1045			
42	1218	(Pre)-42-90HB48	72	1829	72	1829	72	1829	(Pre)-42-60HB48	64 ¹ / ₄	1632	37 ¹ / ₈	943	42 ¹³ / ₁₆	1087					

(Pre) See page FTS-3 for catalog number prefix.

Width dimensions are to inside wall. For aluminum fittings add 1.5 inches for total outside width.

Manufacturing tolerances apply to all dimensions.

All dimensions in parentheses are in millimeters unless otherwise specified.