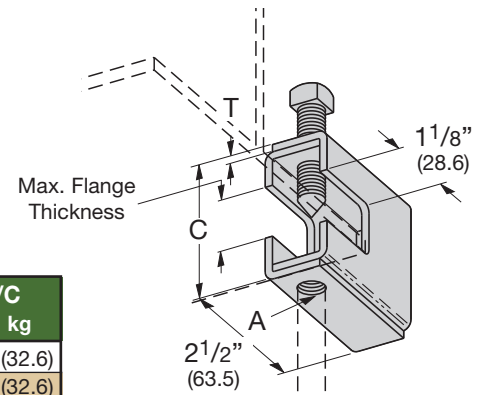


B303 THRU B309 BEAM CLAMPS

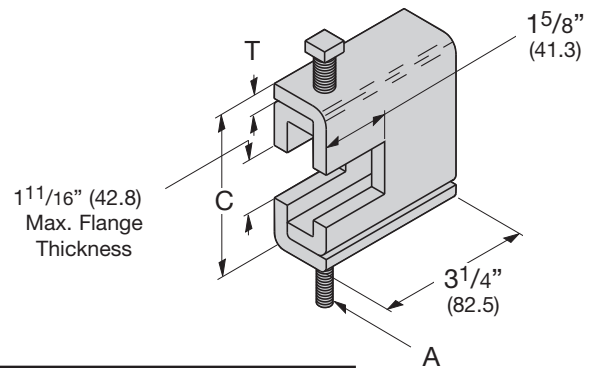
- Safety Factor of 5
- Max. Flange Thickness $\frac{1}{16}$ " (1.6) thru $\frac{7}{8}$ " (22.2)
- Setscrew included
- When Retaining Strap is required, order B312 separately
- Recommended Setscrew Torque: $\frac{3}{8}$ "-16 150 in-lbs. (16.9 N•m)
 $\frac{1}{2}$ "-13 350 in-lbs. (39.5 N•m)
- Standard finishes: ZN, HDG



Part No.	Rod Size A	Set Screw	C	T	Design Load		Wt./C	
					Lbs.	kN	Lbs.	kg
B303	$\frac{1}{4}$ "-20	$\frac{3}{8}$ "-16	$2\frac{5}{16}$ " (58.7)	11 Ga. (3.0)	400 (1.78)	72 (32.6)		
B304	$\frac{5}{16}$ "-18	$\frac{3}{8}$ "-16	$2\frac{5}{16}$ " (58.7)	11 Ga. (3.0)	600 (2.67)	72 (32.6)		
B305	$\frac{3}{8}$ "-16	$\frac{3}{8}$ "-16	$2\frac{5}{16}$ " (58.7)	11 Ga. (3.0)	600 (2.67)	72 (32.6)		
B306	$\frac{3}{8}$ "-16	$\frac{1}{2}$ "-13	$2\frac{7}{16}$ " (61.9)	7 Ga. (4.5)	1100 (4.89)	97 (44.0)		
B307	$\frac{1}{2}$ "-13	$\frac{1}{2}$ "-13	$2\frac{7}{16}$ " (61.9)	7 Ga. (4.5)	1100 (4.89)	97 (44.0)		
B308	$\frac{1}{2}$ "-13	$\frac{1}{2}$ "-13	$2\frac{9}{16}$ " (65.1)	$\frac{1}{4}$ " (6.3)	1500 (6.67)	133 (60.3)		
B309	$\frac{5}{8}$ "-11	$\frac{1}{2}$ "-13	$2\frac{9}{16}$ " (65.1)	$\frac{1}{4}$ " (6.3)	1500 (6.67)	133 (60.3)		

B321 SERIES BEAM CLAMPS

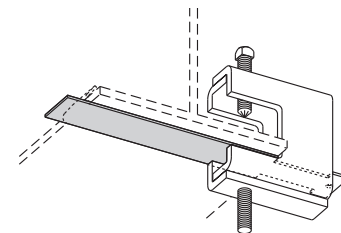
- Safety Factor of 5
- $1\frac{1}{16}$ " (42.8) Max. Flange Thickness
- Setscrew included
- When Retaining Strap is required, order B312 separately
- Recommended Setscrew Torque: $\frac{1}{2}$ "-13 350 in-lbs. (39.5 N•m)
 $\frac{5}{8}$ "-11 700 in-lbs. (79.0 N•m)
- Minimum flange thickness: B321-1 thru B321-3 $\frac{1}{4}$ " (6.3)
B321-4 and B321-5 $\frac{3}{8}$ " (9.5)
- Standard finishes: ZN, HDG



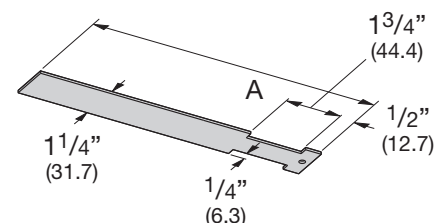
Part No.	Rod Size A	Setscrew	C	T	Design Load		Wt./C	
					Lbs.	kN	Lbs.	kg
B321-1	$\frac{3}{8}$ "-16	$\frac{1}{2}$ "-13	$3\frac{9}{16}$ " (92.1)	$\frac{1}{4}$ " (6.3)	1300 (5.78)	187 (84.8)		
B321-2	$\frac{1}{2}$ "-13	$\frac{1}{2}$ "-13	$3\frac{9}{16}$ " (92.1)	$\frac{1}{4}$ " (6.3)	1400 (6.23)	186 (84.3)		
B321-3	$\frac{5}{8}$ "-11	$\frac{1}{2}$ "-13	$3\frac{9}{16}$ " (92.1)	$\frac{1}{4}$ " (6.3)	1600 (7.12)	185 (83.9)		
B321-4	$\frac{5}{8}$ "-11	$\frac{5}{8}$ "-11	$3\frac{23}{32}$ " (94.4)	$\frac{5}{16}$ " (7.9)	1800 (8.00)	239 (108.4)		
B321-5	$\frac{3}{4}$ "-10	$\frac{5}{8}$ "-11	$3\frac{23}{32}$ " (94.4)	$\frac{5}{16}$ " (7.9)	2000 (8.89)	238 (107.9)		

B312 SERIES RETAINING STRAP FOR USE WITH B303 THRU B309 AND B321 SERIES

- $\frac{3}{4}$ " (19.0) Max. Flange Thickness
- For thicker beams, step up one flange width size
- Material: 14 Gauge (1.9)
- Standard finishes: GALV, HDG



Part No.	For Flange Width		A	Wt./C	
	Lbs.	kg		Lbs.	kg
B312-6	6"	(152.4)	9"	(228.6)	22 (10.0)
B312-9	9"	(228.6)	12"	(304.8)	30 (13.6)
B312-12	12"	(304.8)	15"	(381.0)	40 (18.1)
B312-15	15"	(381.0)	18"	(457.2)	49 (22.2)



Reference page 112 for general fitting and standard finish specifications.