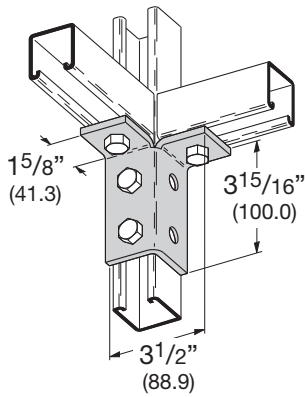


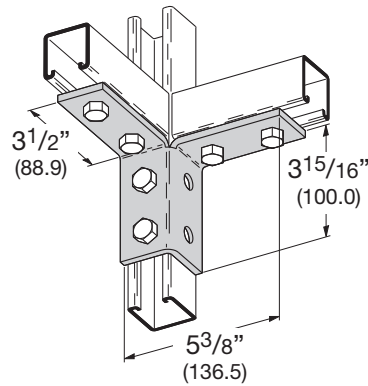
## B120 SIX HOLE DOUBLE CORNER CONNECTION

- Standard finishes: ZN, GRN
- Wt./C 110 Lbs. (49.9 kg)



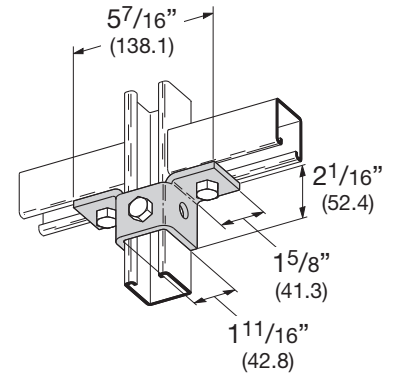
## B211 EIGHT HOLE DOUBLE CORNER CONNECTION

- Standard finishes: ZN, GRN
- Wt./C 152 Lbs. (68.9 kg)



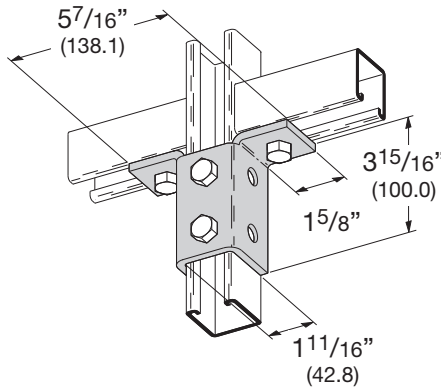
## B271 FIVE HOLE DOUBLE WING CONNECTION

- Standard finishes: ZN, GRN
- Wt./C 95 Lbs. (43.1 kg)



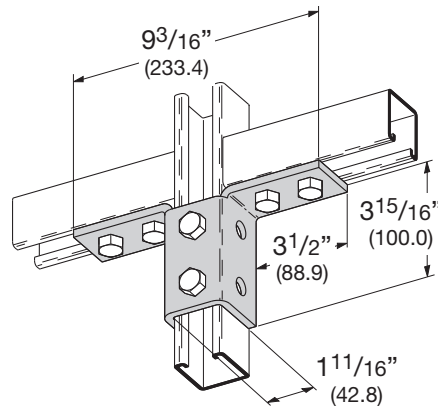
## B272 EIGHT HOLE DOUBLE WING CONNECTION

- Standard finishes: ZN, GRN
- Wt./C 156 Lbs. (70.7 kg)



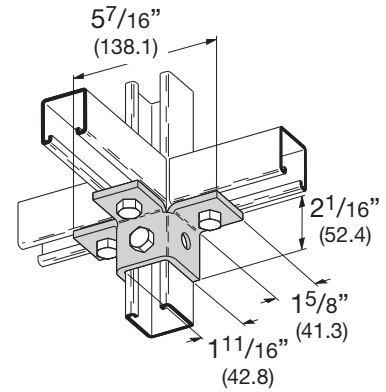
## B273 TEN HOLE DOUBLE WING CONNECTION

- Standard finishes: ZN, GRN
- Wt./C 185 Lbs. (83.9 kg)



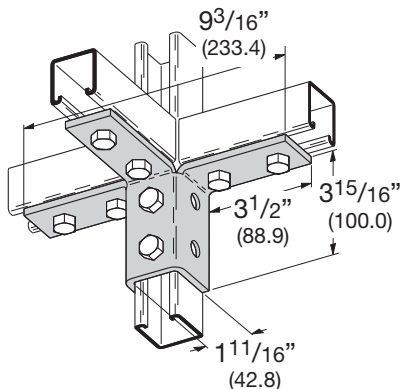
## B122 SIX HOLE TRIPLE WING CONNECTION

- Standard finishes: ZN, GRN
- Wt./C 110 Lbs. (49.9 kg)



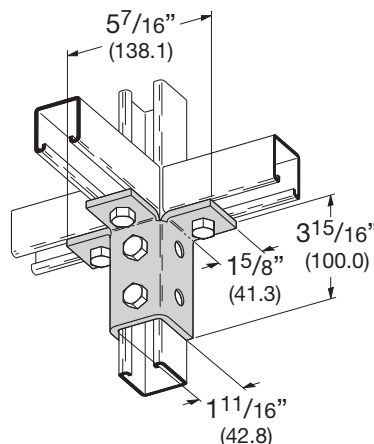
## B123 TWELVE HOLE TRIPLE WING CONNECTION

- Standard finishes: ZN, GRN
- Wt./C 234 Lbs. (106.1 kg)



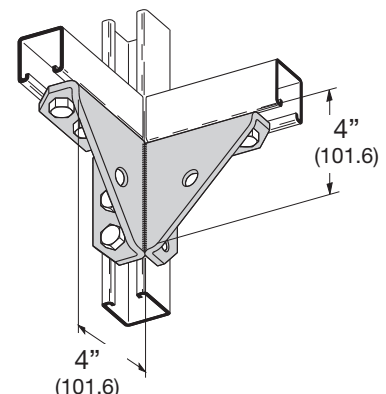
## B124 NINE HOLE TRIPLE WING CONNECTION

- Standard finishes: ZN, GRN
- Wt./C 177 Lbs. (80.3 kg)



## B276 FOURTEEN HOLE DOUBLE CORNER GUSSETED CONNECTION

- Standard finishes: ZN, GRN
- Wt./C 196 Lbs. (88.9 kg)



Reference page 72 for general fitting and standard finish specifications.